

Mario Herrera  
Christopher Sol Cruz

# BIG ENGLISH



2ND EDITION  
WORKBOOK





2ND EDITION  
WORKBOOK

# Contents

<b>1</b>	Good Morning, Class! .....	2
<b>2</b>	My Family .....	12
<b>3</b>	My Body .....	22
<b>Checkpoint   Units 1-3</b> .....		32
<b>4</b>	My Favorite Clothes .....	34
<b>5</b>	Busy at Home .....	44
<b>6</b>	On the Farm .....	54
<b>Checkpoint   Units 4-6</b> .....		64
<b>7</b>	Party Time .....	66
<b>8</b>	Fun and Games .....	76
<b>9</b>	Play Time .....	86
<b>Checkpoint   Units 7-9</b> .....		96
Extra Grammar Practice .....		98
The Alphabet .....		107
Numbers .....		108



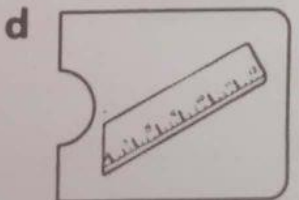
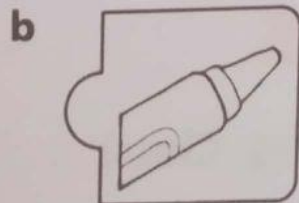
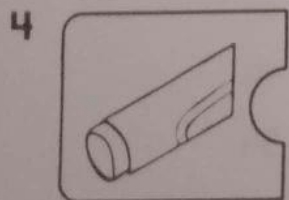
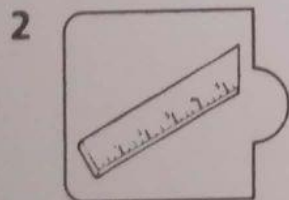
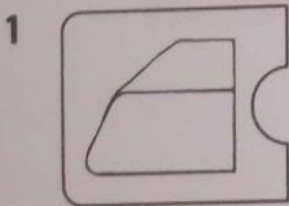


# 1

# Good Morning, Class!

## Vocabulary

1 Match, color, and say.



book

crayon

eraser

ruler

2 Look and circle.


1 What is it?

It's a **pen / marker.**





2 What is it?

It's a **backpack / desk.**



3 Listen and sing. Then draw.




# The Classroom Song

 Good morning, class.  
 Good morning to you!  
 How are you?  
 I'm fine, thank you. 

What is it? It's an **eraser**. (a)  
 What is it? It's a **ruler**. (b)  
 What is it? It's a **pencil**. (c)  
 What is it? It's a **crayon**. (d)


Now pick up your pen  
 And open your book.  
 Say the words and write with me.  
 Let's start now. 1, 2, 3!

## Chorus



4 Draw your backpack. Then color and write.

This is my \_\_\_\_\_  
 It's \_\_\_\_\_





How did I do?



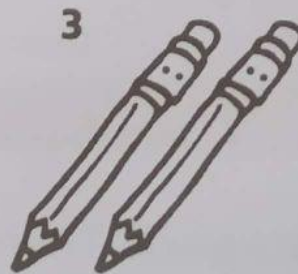



5 Read and circle.

Classroom Colors




18 6 Listen and color.



Complete the sequence.

THINK BIG



## 7 Listen and ✓.

1 a



b




2 a



b



3 a



b



4 a




b



## 8 Read, draw, and color.


1 It's a pencil.  
It's green.



2 It's a book.  
It's blue.



3 It's a crayon.  
It's yellow.



How did I do?





What is it?      It's a ruler.


What are they?      They're crayons.

## 9 Trace.



What is it?

1



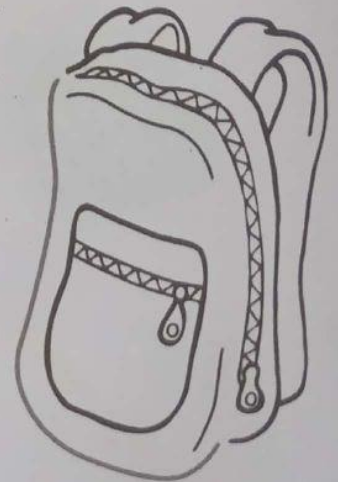
It's a book.

2



It's a desk.

3





It's a backpack.

## 10 Listen and circle. Then color.

1



2




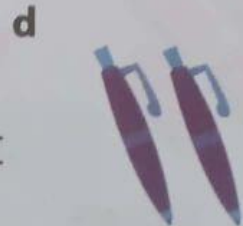






What are they?

They're...



**11** Match and say.



How did I do?





**12** Connect numbers 1 to 10. Count and write.

8 ●



\_\_\_ pens



\_\_\_ books

● 7



\_\_\_ pencils

● 9

● 10

● 6

● 5

4 ●

● 2



1 ●



● 3



**13** Count and write.

1



\_\_\_ erasers

2



\_\_\_ markers

3



\_\_\_ rulers

4



\_\_\_ desk



I have 3 green pens and 1 red pen.  
How many pens do I have?  
I have \_\_\_\_\_ pens.



14 Find and circle **a**, **t**, **p**, and **n**.

a

p

c

t

o

a

p

n

s

t

n

a

15 Read and circle **a**, **t**, **p**, and **n**.

1 and

2 ten

3 pen

4 nip

16 Match the words with the same sounds.

1 nap

a pen

2 pan

b and

3 ant

c nip

17 Listen and cl

Pat the ant  
Has a tan.  
Pat the ant  
Takes a nap.



How did I do?





18 Read and write.

Please you welcome

1



Thank you.

You're \_\_\_\_\_.

2




\_\_\_\_\_ sit down.


Thank \_\_\_\_\_.

19 Draw.

I'm polite in school.




## 20 Read, draw, and color.




1 I have a pencil. It's yellow.



2 I have a desk. It's blue.



3 I have three markers.  
They're red.



4 I have two books.  
They're green.

## 21 Read and circle.



1 What is it?  
**It's / They're** a ruler.



2 What are they?  
**It's / They're** backpacks.



3 What is it / are they?  
It's a chair.



4 What is it / are they?  
They're erasers.

How did I do?





# 2

# My Family

## Vocabulary

1 Read and match.

grandmother

sister

grandfather



My family.

father

brother

mother

2 Listen and circle. Then sing.



## I Love My Family



My family, my family!

I love my family.



See them in this picture.

They mean so much to me.

My **father** / **brother**, my **mother** / **sister**!

My **sister** / **father**, my **brother** / **mother**!

We have so much fun.

They're number one.



My family, my family!


I love my family.



I love them and they love me,

That's why we're family!

3 Draw your mother and father. Then write.



She's my \_\_\_\_\_

He's my \_\_\_\_\_



How did I do?





4 Read and point. Then read and circle.

A Big Family



I have...

- a one brother and two sisters.
- b one brother and one sister.
- c two brothers and one sister.

THINK BIG

Look at 4 and ✓ Tim's family.

1



2



5 Listen and write the number.



How did I do?



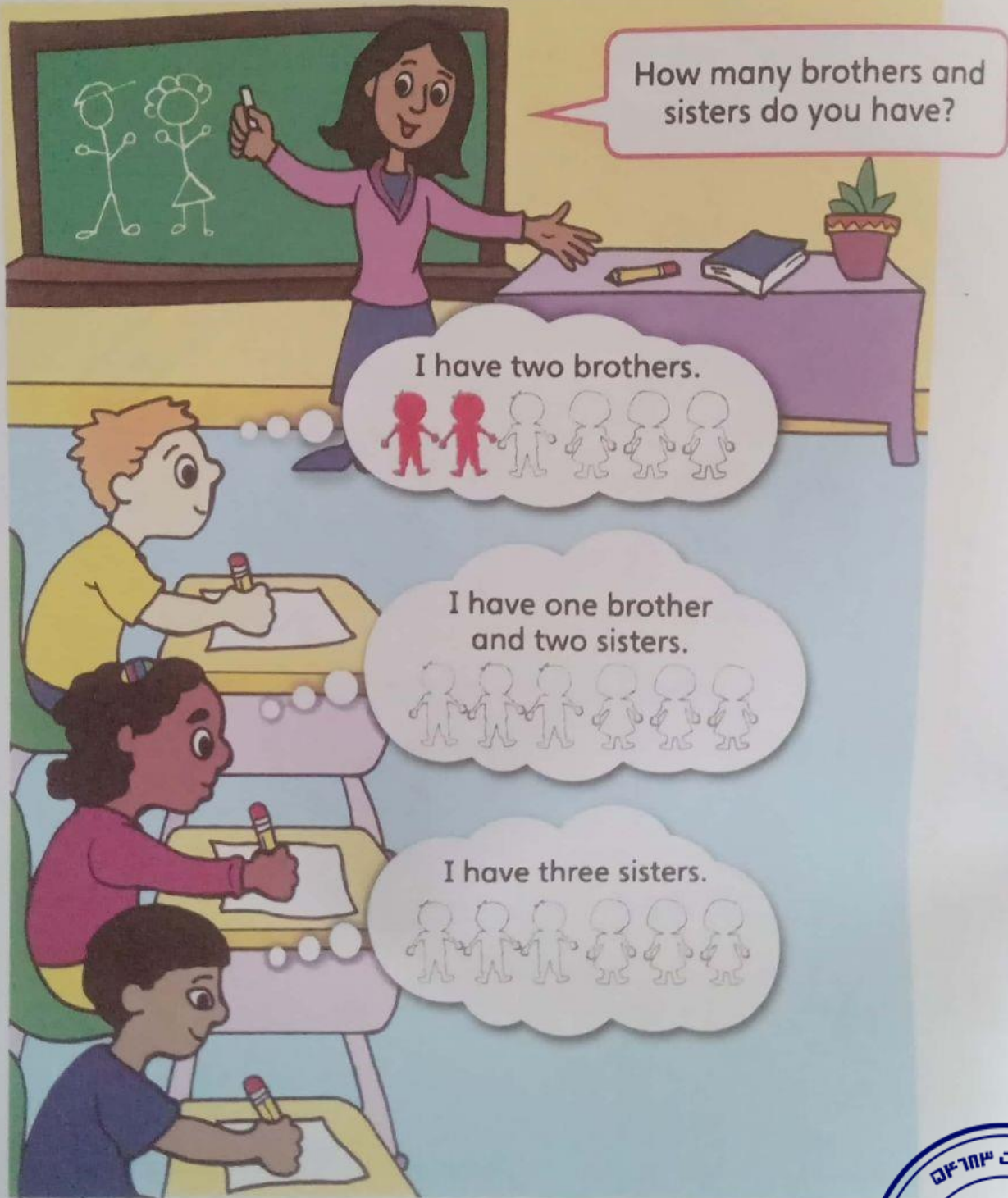


How many brothers and sisters **do** you **have**?

I **have** one brother.

I **have** two sisters.

**6** Read, count, and color.



How many brothers and sisters do you have?

I have two brothers.



I have one brother and two sisters.



I have three sisters.



7 Trace and match.

How many \_\_\_\_\_ brothers and sisters do you have?

I have \_\_\_\_\_ four brothers.

I have \_\_\_\_\_ two sisters.



How did I do? ☆☆☆





8 Look, read, and match.

1



2



3



4



a boy

b man

c woman

d girl



9 Look. Then listen, read, and circle.



This is my family.

I am a 'boy / girl. My name's Ian.

This <sup>2</sup>man / boy is my father. This <sup>3</sup>girl / woman is my mother.

This <sup>4</sup>boy / baby is my brother. This <sup>5</sup>girl / boy is my sister.

This <sup>6</sup>girl / woman is my grandmother, and this is my grandfather.



Are you a boy  
or a girl?

I'm a \_\_\_\_\_



10 Find and circle **i, s, b, and d**.

i	p	b	t
s	b	d	n
s	d	i	a

11 Read and circle **i, s, b, and d**.

1     2     3     4

12 Match the words with the same sounds.

1 dad	a sad
2 in	b dip
3 sit	c it

57 **B** Listen and chant.

Don't sit, sit, sit  
On a pin, pin, pin.  
It's bad, bad, bad  
To sit on a pin!



How did I do?







Listen, read, and match.

1



a Tommy helps his mother.

b Pam helps her brother.


2



15

Draw.

I can help!











## 16 Read and match.

She's  
He's  
They're


my brothers.  
my mother.  
my sisters.  
my father.

## 17 Look, match, and say.

1			a man
2			b girl
3			c woman
4			d boy

## 18 Draw your family. Then say.

This is my family.



How did I do?







Listen, read, and match.

1



a Tommy helps his mother.

b Pam helps her brother.


2



15

Draw.

I can help!



16 Read and match.

She's

He's

They're

my brothers.

my mother.

my sisters.

my father.

17 Look, match, and say.



a man



b girl




c woman



d boy

18 Draw your family. Then say.

This is my family.



How did I do?





# 3

# My Body

## Vocabulary

1 Look and match.

eye

nose

foot

leg

hand

toes



head

hair


ear

mouth

fingers

arm


2 Draw your friend. Then label the parts of the body.



67 **3** Listen and circle. Then sing.


## My Body Song

Do you have two **eyes** / **ears**?  
Do you have one **mouth** / **nose**?

 Do you have two eyes?  
Yes, I do. Yes, I do.

I have ten **fingers** / **toes**.

I have ten toes.

 I have two **hands** / **feet**

And one big nose!

And do you have long **hair** / **legs**?  
And do you have short **hair** / **arms**?

And do you have small hands?

I sing my body song, my body song,  
I sing my body song again!



**4** Read and write.

one    ten    ten    two    two

- 1 I have \_\_\_\_\_ fingers.
- 2 I have \_\_\_\_\_ nose.
- 3 I have \_\_\_\_\_ toes.
- 4 I have \_\_\_\_\_ ears.
- 5 I have \_\_\_\_\_ eyes.



How did I do?






5 Read and match.

a Yes, he does!  
Bobo has one eye!

b No. My teddy bear  
has small ears.

Lost Teddy Bear



6 Read and circle Yes or No.



- |                              |     |    |
|------------------------------|-----|----|
| 1 Is Bobo green?             | Yes | No |
| 2 Does Bobo have small ears? | Yes | No |
| 3 Does he have long legs?    | Yes | No |
| 4 Does he have one eye?      | Yes | No |

THINK BIG


Read, write, and circle. Then draw.

This is \_\_\_\_\_ He's my favorite teddy bear.  
He has big / small eyes.  
He has big / small ears.  
He has short / long legs.



7 Read and match.

1



It has big eyes.

2



It has short legs.

3

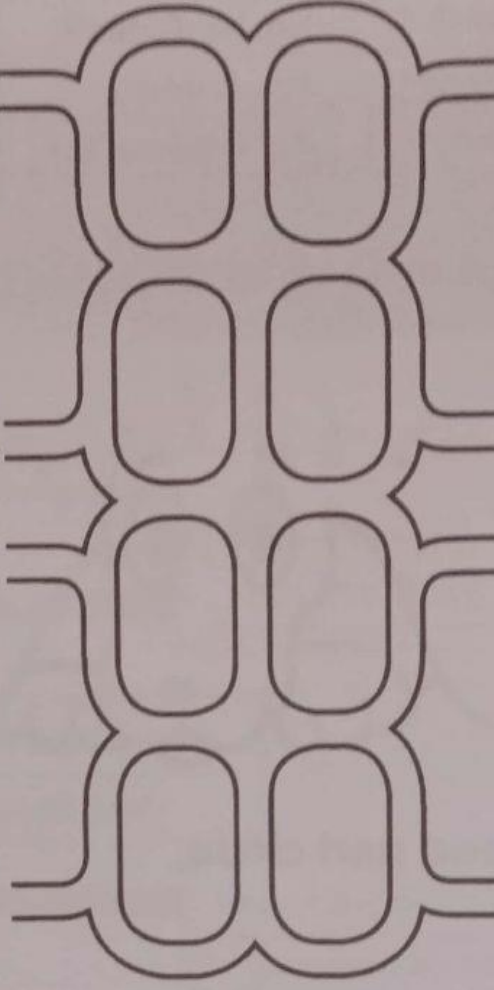


It has a small head.

4



It has a long neck.



8 Listen and ✓.

1 a



b



2 a



b



How did I do?





Does she <b>have</b> long hair?	Yes, she <b>does</b> .
Does he <b>have</b> short hair?	No, he <b>doesn't</b> .
Does it <b>have</b> a small head?	Yes, it <b>does</b> .
Does it <b>have</b> a big head?	No, it <b>doesn't</b> .

**9** Connect numbers 1 to 10. What is it?



**10** Look at 9. Read and circle.

1



Does it have long ears?

Yes, it does. / No, it doesn't.

2



Does it have small eyes?

Yes, it does. / No, it doesn't.

3



Does it have a big nose?

Yes, it does. / No, it doesn't.



11 Read and trace.



1

Does he have a long nose?

Yes, he does.

A woman with dark hair is asking a man with dark hair a question. The man is smiling and answering.

2

Does he have small feet?

No, he doesn't.

A woman with red hair is asking a man with dark hair a question. The man is smiling and answering.

3

Does he have short hair?

Yes, he does.

A woman with dark hair and a red bow is asking a man with short blonde hair a question. The man is smiling and answering.

12 Look at 11. Read and circle.

- Does Meg have short hair?  
**Yes, she does. / No, she doesn't.**
- Does Meg have big eyes?  
**Yes, she does. / No, she doesn't.**

How did I do?





**13** Look and circle.

1



see / hear

2



taste / smell

3



see / taste

4



hear / smell

**14** Listen, read, and write.

a



b



c



d



- 1 I hear with my ears. I hear a song.
- 2 I see with my eyes. I see a star.
- 3 I taste with my mouth. I taste ice cream.
- 4 I smell with my nose. I smell flowers.

**THINK BIG**

I see...	I smell...	I taste...	I hear...
<input type="text"/>	<input type="text"/>	<input type="text"/>	<input type="text"/>



15 Find and circle e, c, g, and m.

g	e	b	m
a	c	g	s
m	t	e	c

16 Read and circle e, c, g, and m.

1       2       3       4

17 Match the words with the same sounds.

1 get	a cat
2 mat	b map
3 cap	c gas

18 Listen and chant.

The cap is on the cat.  
 The cat goes on the map.  
 The pen goes on the bed.



How did I do?







Listen and match. Then sing.

## Keep Clean

1

Every day  
Before I eat  
And after I play,  
I wash my hands.

a



b



c



2

With a lot of soap  
It's easy, you see.  
Rinse with water  
Just like me.


3

Dry them well and  
Sing this song.  
Keep your hands clean  
All day long!

20



Draw.



I keep  
clean.





21 Read and circle.



1  Does he have a long nose?  
 Yes, he does. / No, he doesn't. 

2  Does he have big feet?  
 Yes, he does. / No, he doesn't. 

3  Does he have long hair?  
 Yes, he does. / No, he doesn't. 

22 Look and write. eye finger leg mouth nose



1 \_\_\_\_\_ 2 \_\_\_\_\_  
 3 \_\_\_\_\_ 4 \_\_\_\_\_  
 5 \_\_\_\_\_

How did I do? ☆ ☆ ☆






1 Look, find, and number.



CLASS

- 1 crayons
- 2 erasers
- 3 pens
- 4 rulers

2 Look and ✓. Tom has:



My List

- pens
- pencils
- erasers
- a ruler

3 Think and draw. Tom **doesn't** have:



Blank drawing area for items Tom doesn't have.



4 Work in groups and share.



**FAMILY**

- 5 father
- 6 mother
- 7 sister

**BODY**

- 8 arm
- 9 eye
- 10 hand





# 4

# My Favorite Clothes

## Vocabulary

1 Color. Then match.

a red blouse

blue pants

a yellow jacket



yellow boots

a blue skirt

red shoes

green gloves

2 Draw and label.

My Favorite Clothes

3 Listen and circle. Then sing.

## What Are You Wearing?

What are you wearing?  
I'm wearing a **T-shirt** / **shirt**.  
What are you wearing?  
I'm wearing a **skirt** / **blouse**.

What's he wearing?  
He's wearing new **pants** / **shorts**.  
What's he wearing?  
He's wearing old **shoes** / **boots**.

What's she wearing?  
She's wearing a **red** / **blue** hat.  
What's she wearing?  
She's wearing **black** / **pink** shoes.



How did I do?





4 Match. Then read and color.

My Favorite Hat!

1

I'm wearing a green hat. It's my favorite hat!



2

What's Tim wearing?



He's wearing a brown hat. It's his favorite hat.

3

What's Maria wearing?



She's wearing a purple hat. It's her favorite hat.


a



b



c



Which clothes are the same? Circle.

THINK BIG



5 Listen and ✓.

1 a




b




2 a




b




3 a




b




4 a




b




6 Look, read, and circle.

I'm wearing **boots / shoes**, a hat, and a **green / yellow** jacket.



1

2

I'm wearing a **green / yellow** T-shirt, pants, and blue **boots / shoes**.

How did I do?





What **are** you **wearing**?


I'm **wearing** a green hat.

What's he/she **wearing**?

He's/She's **wearing** blue pants.

## 7 Color and write.

g = **green**   b = **brown**   r = **red**   y = **yellow**   p = **purple**   o = **orange**





- 1 He's wearing an orange \_\_\_\_\_
- 2 He's wearing a yellow \_\_\_\_\_
- 3 He's wearing purple \_\_\_\_\_
- 4 He's wearing brown \_\_\_\_\_
- 5 He's wearing green \_\_\_\_\_

gloves  
hat  
pants  
shirt



8 Match. Then say. Use **He's wearing** or **She's wearing**.



9 What are you wearing? Write.

orange    black    green    yellow    white    brown

pants    a skirt    boots    shoes    a shirt    a blouse

1 I'm wearing \_\_\_\_\_

2 I'm wearing \_\_\_\_\_

3 I'm wearing \_\_\_\_\_

How did I do?





10 Look and circle.

1



cold / hot

2



hot / dry

3



dry / wet

4



wet / cold

105 Find and write. Then listen and circle.

desert jungle mountains

It's cold in the \_\_\_\_\_.  
I'm wearing my **hat / T-shirt.**



It's hot in the \_\_\_\_\_.  
I'm wearing my **shorts / jacket.**

It's wet in the \_\_\_\_\_.  
I'm wearing **shoes / boots.**



**THINK BIG**

It's wet. What's she wearing? Circle.

dress jacket pants shoes  
boots hat shirt gloves



12 Find and circle o, k, and ck.

a ck c k  
 th a sh o  
 k c p ck

13 Read and circle o, k, and ck.

1 on      2 kid      3 sock      4 dog

14 Match the words with the same sounds.

- |        |        |
|--------|--------|
| 1 pot  | a pick |
| 2 neck | b kite |
| 3 kid  | c dog  |

15 Listen and chant.

Put on your socks,  
 Put on your shorts.  
 Kick the ball,  
 Kick, kick, kick!




How did I do?





16 Look, read, and write.


dress shirt



They're wearing traditional clothes from the Philippines. He's wearing a \_\_\_\_\_ and she's wearing a \_\_\_\_\_.

17 Draw.

I'm wearing traditional clothes.



18 Look and write.

blouse boots dress gloves hat  
jacket pants shirt shoes skirt socks



1 \_\_\_\_\_



2 \_\_\_\_\_



3 \_\_\_\_\_



4 \_\_\_\_\_



5 \_\_\_\_\_



6 \_\_\_\_\_



7 \_\_\_\_\_



8 \_\_\_\_\_



9 \_\_\_\_\_



10 \_\_\_\_\_



11 \_\_\_\_\_

How did I do?






# 5

# Busy at Home

## Vocabulary

1 Look, read, and match.



- 1 She's combing her hair.
- 2 She's drinking, and he's reading.
- 3 He's taking a bath.
- 4 He's making lunch.
- 5 He's eating.



2 Listen and write. Then sing.

breakfast face hair  
lunch phone teeth

# What Are You Doing?


I'm brushing my <sup>1</sup> \_\_\_\_\_.

I'm combing my <sup>2</sup> \_\_\_\_\_.

 I'm busy. I'm busy.  
What are you doing?



I'm eating my <sup>3</sup> \_\_\_\_\_.

I'm washing my <sup>4</sup> \_\_\_\_\_.

I'm busy. I'm busy.   
What are you doing?

I'm talking on the <sup>5</sup> \_\_\_\_\_.

I'm making my <sup>6</sup> \_\_\_\_\_.

 I'm busy. I'm busy.   
What are you doing?

## Chorus

3 Draw.

He's taking a bath.

She's playing.

How did I do?






4 Read and write.

Fun at Home



1 What are they doing?  
They're \_\_\_\_\_.



2 What is Patrick doing?  
He's \_\_\_\_\_.



3 What's she doing?  
She's \_\_\_\_\_.

**THINK BIG**


Read, write, and draw.


What are you and your friend doing?


We're \_\_\_\_\_  
\_\_\_\_\_




5 Look and color around the rooms.

 kitchen

 living room


 bedroom


 bathroom


 dining room



6 Look at 5. Read and circle.

1  She's in the **bathroom** / **bedroom**.

2  She's in the **living room** / **kitchen**.

3  She's in the **bedroom** / **dining room**.


How did I do?





Where's Dylan?	He's in the dining room
Where's Pam?	She's in the living room.
Where are you?	I'm in the bedroom.

**7 Listen and match.**



**8 Look at 7. Write He's, I'm, or She's.**

- Where's your father? \_\_\_\_\_ in the kitchen.
- Where's your mother? \_\_\_\_\_ in the bedroom.
- Where are you? \_\_\_\_\_ in the living room.



Listen. Write the number.



10 Look at 9. Write.

dining room    kitchen

1 Where's Ana?

She's in the \_\_\_\_\_.

2 Where's her father?

He's in the \_\_\_\_\_.

11 Draw. Where are you?

I'm in the \_\_\_\_\_.

How did I do?





12 Draw lines and connect the numbers. Then write.

triangle square rectangle

1

\_\_\_\_\_


2

\_\_\_\_\_


3

\_\_\_\_\_

13 Count and write the number.




How many circles? \_\_\_\_\_



How many triangles? \_\_\_\_\_

**THINK BIG**

Find and draw four things in your house that are a square, a circle, a triangle, and a rectangle.



14 Find and circle **u**, **f**, and **ff**.

ck	f	p	f
u	ff	k	s
t	ff	u	i

15 Read and circle **u**, **f**, and **ff**.

1       2       3       4

16 Match the words with the same sounds.

- |       |        |
|-------|--------|
| 1 sun | a fan  |
| 2 off | b up   |
| 3 fog | c puff |

133 **17** Listen and chant.

We're having fun,  
Running in the sun.  
Up, up, up!  
Puff, puff, puff!



How did I do?





135  
18

Listen and write.

cleaning    drying    helping    washing



1 She's \_\_\_\_\_ her room.



2 She's \_\_\_\_\_ the dishes.



3 He's \_\_\_\_\_ the dishes.



4 She's \_\_\_\_\_ her mom.



19

Draw.

I'm helping at home.




**20** Look, read, and match.



- 1 I'm brushing my teeth.
- 2 I'm combing my hair.
- 3 I'm washing my face.
- 4 I'm eating.
- 5 I'm taking a bath.
- 6 I'm talking on the phone.
- 7 I'm drawing.
- 8 I'm reading.
- 9 I'm playing.
- 10 I'm making lunch.

How did I do?





# 6

# On the Farm

## Vocabulary

1 Look and write. Then circle.

cow duck horse

1



It's a \_\_\_\_\_.

It's **eating** / flying.

2



It's a \_\_\_\_\_.

It's **sleeping** / running.

3



It's a \_\_\_\_\_.

It's **running** / flying.

2 Listen and match. Then sing.

### Look at the Animals

a



b



c



d



Look over here!  
Look over there!  
There are animals  
Everywhere!

What is it?  
It's a **duck**.  
What's it doing?  
It's flying up high!

What is it?  
It's a **dog**!  
What's it doing?  
It's jumping with the **frogs**!


What are they?  
They're **goats**!  
What are they doing?  
They're eating some oats!

Chorus

3 Write. Then draw.

This is my favorite  
farm animal. Look.

It's a \_\_\_\_\_.




How did I do?





4 Read and number.

It's Eating Your Skirt!



Oh, no! It's eating your skirt!

They're running.

It's jumping.

It's flying.

**THINK BIG**

Which sentence is wrong? Check (✓) or cross (X).

The frog is jumping

The cat is flying

The horse is running



5 Listen and number.



6 Look and write.

eating flying jumping running



1 It's \_\_\_\_\_



2 It's \_\_\_\_\_



3 It's \_\_\_\_\_



4 It's \_\_\_\_\_

How did I do?





What's the duck <b>doing</b> ?	It's <b>swimming</b> .
What <b>are</b> the cows <b>doing</b> ?	They're <b>eating</b> .
What's he/she <b>doing</b> ?	He's/She's <b>running</b> .

## 7 Look, read, and circle.



1 **It's / They're** jumping.



2 **It's / They're** eating.




3 **It's / They're** flying.



4 **It's / They're** running.

## 8 Draw.

What's the cat doing?  
It's sleeping.



9

# Look and write.

eating flying jumping running sleeping

What are they doing?

1 They're \_\_\_\_\_



2 It's \_\_\_\_\_



3 They're \_\_\_\_\_



4 It's \_\_\_\_\_



5 They're \_\_\_\_\_



How did I do?






150  
10

Listen. Then color, match, and circle.

1 This cow is...



2 This hen is...



3 This dog is...



4 This cat is...



a



b



c



d



A baby hen is called a **calf** / **chick**.

A baby dog is called a **kitten** / **puppy**.


A baby cat is called a **calf** / **kitten**.

A baby cow is called a **puppy** / **calf**.

11 What's your favorite baby animal? Write and draw.

My favorite baby animal is a \_\_\_\_\_.

A \_\_\_\_\_ is a baby \_\_\_\_\_.



THINK BIG

Circle the picture that is wrong.

a



b



c



12 Find and circle **r**, **h**, and **j**.

g h r j  
 a h o t  
 m r j c

13 Read and circle **r**, **h**, and **j**.

1     2     3     4

14 Match the words with the same sounds.

- |       |        |
|-------|--------|
| 1 red | a hut  |
| 2 hen | b rock |
| 3 jam | c job  |

15 Listen and chant.

A red hen in  
 A red hat  
 Is eating red jam.  
 Run, red hen, run!



How did I do?





158  
**16**

Listen and match. Then write.

brushing    feeding    playing    walking



1 I'm \_\_\_\_\_ the dog.


2 I'm \_\_\_\_\_ with the cat.

3 I'm \_\_\_\_\_ the hens.

4 I'm \_\_\_\_\_ the horse.

**17** Draw.

I'm playing  
with the cat.



18 Look, read, and circle.



1 It's a **dog** / cat.



2 It's a **goat** / dog.



3 It's a **cow** / sheep.



4 It's a **frog** / sheep.



5 It's a **turtle** / horse.



6 It's a **chicken** / horse.

161 19 Listen and ✓. Then write.

flying    jumping    swimming



They're \_\_\_\_\_.



It's \_\_\_\_\_.




They're \_\_\_\_\_.

How did I do?






1 Look, find, and number. 

**THINK BIG**

 CLOTHES

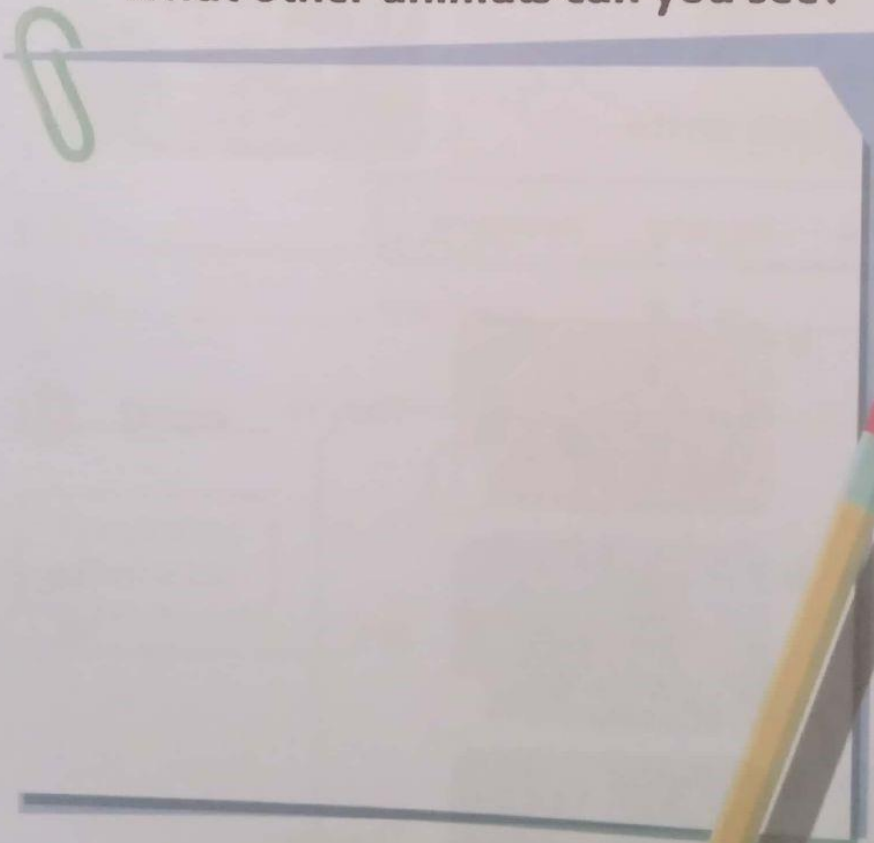
- 1 dress
- 2 shoes
- 3 pants
- 4 shirt

2 Look and ✓. What is Sue wearing?




- a hat
- a T-shirt
- boots
- pants
- a jacket

3 Look at 1 and draw. What other animals can you see?



4 Work in groups and share.





**ANIMALS**

- 8 cat
- 9 duck
- 10 turtle

**AT HOME**

- 5 reading on
- 6 talking on the phone
- 7 drinking





# 7

# Party Time

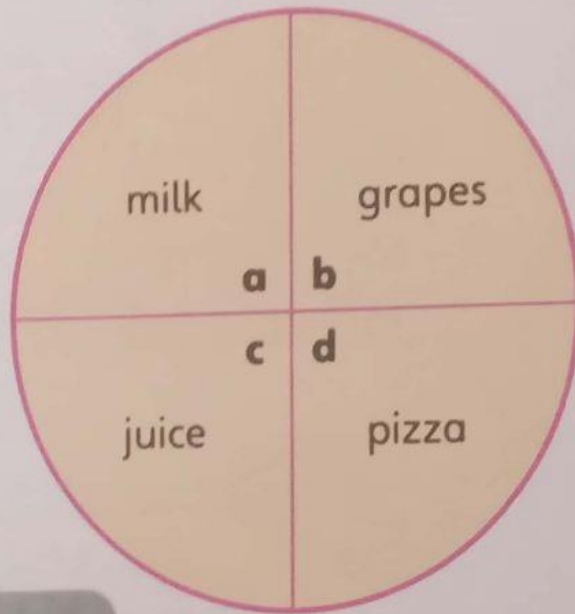
## Vocabulary

### 1 Match.

1



2



3



4



### 2 Look at 1. Write.

1 She has \_\_\_\_\_.

2 He has \_\_\_\_\_.

3 They have \_\_\_\_\_.

4 She has \_\_\_\_\_.

168 **3** Listen and number. Then sing.

a




# It's My Birthday Party!

b




Welcome, friends.  
Please sit down.  
It's my birthday party!  
With games and a clown!

c




We have pizza, **hot dogs**,  
**Salad**, too.  
Apples, **cake**,  
And **ice cream** for you!

d




Or put a **hamburger**  
On your plate.  
With juice or **milk**  
It'll taste great.

e




Thanks for the presents.  
What a great day!  
Let's eat and drink  
And play, play, play.

f




**4** Draw.

I have pizza,  
salad, and juice.

How did I do?





**5** Read and write.

## How Many More Days?



1 Tim's party is on \_\_\_\_\_.



2 Tim has \_\_\_\_\_.



3 Maria has \_\_\_\_\_.



4 Patrick has \_\_\_\_\_ and \_\_\_\_\_.

**THINK BIG**


Write the days in order. What day is it today? Circle.

\_\_\_\_\_ Monday \_\_\_\_\_  
 Thursday \_\_\_\_\_ Saturday



6 Look and write,

I have apples and oranges. I have pizza.



7 Read and draw.

1 I have salad and hot dogs.



2 I have ice cream and fruit.



How did I do?





What does he <b>have</b> ?	He <b>has</b> milk.
What <b>do</b> you <b>have</b> ?	I <b>have</b> juice.

## 8 Look and match. Then write.

cake   grapes   ice cream   an apple   a hot dog

- 1 What does he have? He has \_\_\_\_\_.
- 2 What does she have? She has \_\_\_\_\_.
- 3 What does he have? He \_\_\_\_\_.
- 4 What does he have? \_\_\_\_\_.
- 5 What does she have? \_\_\_\_\_.



Listen and match. Then write.

1 I have pizza.

2 I \_\_\_\_\_.

3 I \_\_\_\_\_.

4 I \_\_\_\_\_.

5 I \_\_\_\_\_.

10 Look and write.



1 What does he have?  
He has a \_\_\_\_\_  
and \_\_\_\_\_.

2 What does she have?  
She has a \_\_\_\_\_  
and \_\_\_\_\_.







How did I do?





11 Look and write.

chips chocolate cookies fries salt sugar

1		2		3	
<hr/>					
4		5		6	
<hr/>					

12 Listen, read, and circle.

Some foods are salty, and some are sweet. Chocolate is my favorite <sup>1</sup>salty / **sweet** food, and pizza is my favorite <sup>2</sup>salty / **sweet** food.

Fries are <sup>3</sup>salty / **sweet**, and chips are <sup>4</sup>salty / **sweet**, too. They have <sup>5</sup>salt / **sugar** on them.

Cookies, cake, and ice cream are all <sup>6</sup>salty / **sweet**. They have <sup>7</sup>salt / **sugar** in them.



Draw and write.

**THINK BIG**

\_\_\_\_\_  
sweet.



13 Find and circle **l**, **ll**, **v**, and **w**.

i	l	v	o
ll	t	a	v
t	w	l	p

14 Read and circle **ll**, **v**, and **w**.

1       2       3       4

15 Match the words with the same sounds.

- |        |        |
|--------|--------|
| 1 let  | a sell |
| 2 bell | b leg  |
| 3 vet  | c win  |
| 4 we   | d van  |

187  
16 Listen and chant.

Let's ring the bell  
For the vet  
With the van!



How did I do?





**17 Write.**

Birthday    Father's Day    New Year

1



Happy \_\_\_\_\_!

Thank you.  
Happy New Year to you!



2



Happy \_\_\_\_\_!  
I have a present for you.

Thank you.



3



Happy \_\_\_\_\_,  
Dad!


Thank you.  
It's in one more day!



**18 Choose and draw.**

It's...

- my birthday.
- Father's Day.
- New Year's Day.



19 Look and write questions and answers.



1 What \_\_\_\_\_  
you have?  
I have  
\_\_\_\_\_.

2 What does he  
\_\_\_\_\_?  
He has  
\_\_\_\_\_.

3 What \_\_\_\_\_  
she \_\_\_\_\_?  
\_\_\_\_\_ has  
juice.

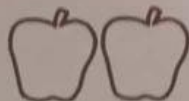
20 Color. Then match and read.

1 I have



a apples.

2 Mom has



b cake.

3 Dad has



c ice cream.

21 Read and circle.

- 1 We **have** / **has** a pet.
- 2 Sally **have** / **has** soup on her birthday.
- 3 My grandmother **have** / **has** five hens.
- 4 My dog **have** / **has** four puppies.

How did I do?






# 8

# Fun and Games

## Vocabulary



1 Listen and number.



2 Look at 1. Write.

action figure    ball    blocks    car    puppet    train

a This is my \_\_\_\_\_.

b These are my \_\_\_\_\_.


c This is my \_\_\_\_\_.

d This is my \_\_\_\_\_.

e This is my \_\_\_\_\_.

f This is my \_\_\_\_\_.

190 **3** Listen and circle. Then sing.



## What's In Your Toy Box?



Kim, what's in your toy box?  
Do you have an **airplane** / **bike**?  
No, but this is my blue **car** / **game**.  
And where's my gray train?

Kim, what's on your toy shelf?  
Do you have a **ball** / **doll**?  
Yes, yes, here it is.  
And here's my purple **doll** / **car**.

Kim, what's on your table?  
Do you have **big blocks** / **stuffed animals**?  
Yes, and these are my **puppets** / **trains**.  
My favorite's Mr. Fox!



These are my favorite toys,  
Purple, green, and gray.  
I share my toys with my friends.  
And I play every day!




**4** Draw toys.  
Then write.

This is my

\_\_\_\_\_

and my

\_\_\_\_\_



How did I do?





5 Read and circle.

Where Are My Toys?



- 1 Where's the doll?  
It's **in** / **under** the table.
- 2 Where are the action figures?  
They're **on** / **under** the couch.

Look. Circle three differences.

THINK BIG



I'm playing with my friends!



I'm playing with my dolls!



## 6 Read and number.

1 It's under the desk.



2 They're on the shelf.



3 It's in the toy box.

## 7 Write in, on, or under.



1 \_\_\_\_\_



2 \_\_\_\_\_



3 \_\_\_\_\_



4 \_\_\_\_\_




5 \_\_\_\_\_



6 \_\_\_\_\_

## 8 Read and draw.

The book is on the table.  
The cat is under the table.



How did I do?





**Where's** the ball?

It's **in** the toy box.  
It's **on** the shelf.  
It's **under** the table.

**Where** are the skates?

They're **under** the desk.  
They're **on** the couch.



Listen and circle **in**, **on**, or **under**.



1 in on

2 on under

3 on under




4 in on


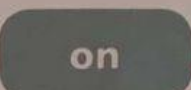

5 on in


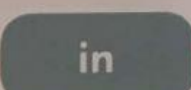
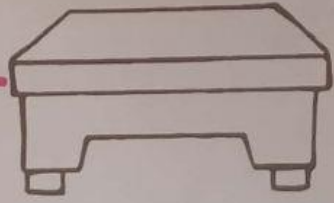
6 under on



10 Join and draw.

1   

2   

3   

11 Look at 10 and circle.

- 1 Where are the balls?  
The balls are **in** / **on** / **under** the table.
- 2 Where is the stuffed animal?  
The stuffed animal is **in** / **on** / **under** the toy box.
- 3 Where is the car?  
The car is **in** / **on** / **under** the shelf.

How did I do?







12 Trace.

11      12      13      14      15  
16      17      18      19      20


13 Count and write. How many?



\_\_\_ balls



\_\_\_ cars



\_\_\_ trains



\_\_\_ airplanes



\_\_\_ games



14 Find and circle **qu**, **x**, and **y**.

pi p qu x s  
x g w s y  
i j qu hu y

15 Read and circle **qu**, **x**, and **y**.

1  2  3  4

16 Match the words with the same sounds.

- |         |         |
|---------|---------|
| 1 quick | a yes   |
| 2 fox   | b box   |
| 3 yum   | c quack |

202 17 Listen and chant.

Six quick foxes,  
In a yellow box!



How did I do?





**18 Match.**



**1**

OK. Thank you!

**2**

Sharing is fun!

**3**

Here's my car. Let's share.

**19 Draw.**

Here's my \_\_\_\_\_  
Let's share.




**20** Look and match. Then read.

John's toys



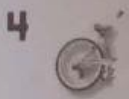
a action figure




b ball



c blocks



d airplane



e bike

<sup>205</sup>**21** Listen and number.



**22** Look at 21. Count and write.

How many toys can you see? I can see \_\_\_\_\_ toys.

How did I do?





# 9

# Play Time

## Vocabulary

1 Follow the path. Write.

catching  
jumping  
singing

dancing  
kicking  
skating

hitting  
riding  
throwing



1 \_\_\_\_\_

2 \_\_\_\_\_

3 \_\_\_\_\_



5 \_\_\_\_\_

4 \_\_\_\_\_

6 \_\_\_\_\_



7 \_\_\_\_\_

9 \_\_\_\_\_



8 \_\_\_\_\_



2 Listen and sing. Then match.



# Play Time Is Cool!

We like play time at our school.  
**Singing** and dancing,  
 Throwing and **catching**.  
 Play time is cool at our school!

I'm **throwing** the ball.  
 It's so much fun!  
 Are you hitting and running?  
 Yes, and it's fun.

We're **kicking** the ball  
 And trying to score.  
 It's so much fun.  
 Let's play some more.

Chorus

3 Look at 2 and write.


1 She is \_\_\_\_\_ the ball.

2 He is \_\_\_\_\_ the ball.

3 She is \_\_\_\_\_.

4 She is \_\_\_\_\_ the ball.

4 What are you doing?  
 Draw and write.



I'm \_\_\_\_\_  
 \_\_\_\_\_


How did I do?





5 Read and write.

I'm Not Tired!




- 1 What's Patrick doing in picture 1?  
He's \_\_\_\_\_.
- 2 What are the boys doing in picture 2?  
They're \_\_\_\_\_.
- 3 What are the boys doing in picture 3?  
They're \_\_\_\_\_.

**THINK BIG**

Think, write, and draw!

Look at me.  
I'm \_\_\_\_\_.



6 Look and ✓.



Is Tom skating?



- Yes, he is.
- No, he isn't.

Is Jen jumping?



- Yes, she is.
- No, she isn't.



7 Look and write.

Yes, it is.    No, it isn't.



Is it playing?

\_\_\_\_\_



Is it singing?

\_\_\_\_\_



Is it sleeping?

\_\_\_\_\_

How did I do?





Is she **singing**?

Yes, she **is**.

No, she **isn't**.

Are they **dancing**?

Yes, they **are**.

No, they **aren't**.

216 **8** Listen and number.



**9** Look at 8. Count and write.

- 1 How many are jumping? \_\_\_\_\_
- 2 How many are singing? \_\_\_\_\_
- 3 How many are throwing a ball? \_\_\_\_\_
- 4 How many are having play time? \_\_\_\_\_

10 Look, listen, and circle.



Yes, he is. / No, he isn't.



Yes, she is. / No, she isn't.



Yes, they are. / No, they aren't.



Yes, they are. / No, they aren't.

11 Look and write.



Are they playing?

Yes, \_\_\_\_\_.



Are they kicking a ball?

No, \_\_\_\_\_.

How did I do?





**12 Look and match.**

- 1 hide and seek
- 2 climbing
- 3 tag
- 4 jumping rope
- 5 hopscotch



**13 Listen, read, and write.**

climbing    hide and seek    hopscotch    jump rope    tag

- 1 Katie and Simon are playing \_\_\_\_\_. I'm playing, too. It's our favorite game. Hop! Hop! Hop!
- 2 Emily is \_\_\_\_\_ the tree. Up! Up! She's at the top! It's very high.
- 3 The boys are playing \_\_\_\_\_ on the school playground. George is looking for his friends. Where are they?
- 4 Tom and Dan are playing \_\_\_\_\_ with my brother. Run, Dan! Run! Tag, you're it, Tom!
- 5 My sisters \_\_\_\_\_ on the playground. It's a lot of fun. Jump! Jump! Jump!



What games do you play? Write.

\_\_\_\_\_



14 Find and circle **ss**, **z**, and **zz**.

s j o ss t  
p z qu s zz  
ll e ss x z

15 Read and circle **ss**, **z**, and **zz**.

1  2  3  4

16 Match the words with the same sounds.

1 zip	a zap
2 buzz	b hiss
3 miss	c fizz

17 Listen and chant.

Buzz goes the bee.  
Zip, zap!  
It misses me!



How did I do?





**18** Write. Match.

catching    reading    eating    running    washing    swimming



1 running



2 \_\_\_\_\_

This is exercise.



3 \_\_\_\_\_



4 \_\_\_\_\_

This isn't exercise.




5 \_\_\_\_\_



6 \_\_\_\_\_

**19** Draw an exercise.  
Then write.

I'm \_\_\_\_\_



20 Listen and number. Then write.




- 1 Is she jumping? No she \_\_\_\_\_. She's singing.
- 2 Is he hitting the ball? No, he isn't. He's \_\_\_\_\_ the ball.
- 3 Is she \_\_\_\_\_ the ball? Yes, she is.
- 4 Are they dancing? No they \_\_\_\_\_. They're skating.
- 5 Is he \_\_\_\_\_ rope? Yes, he is.


How did I do?





1 Look, find, and number. 

**THINK BIG**

 **TOYS**

2 Look and ✓. What does he have?





My Party List

- cars
- a bike
- a game
- a puppet
- a train

- 1 action figure
- 2 bike
- 3 game
- 4 puppet

3 Think and draw. What is in the present?



4 Work in groups and share.



**Q PARTY FOOD**

5 cake

6 fruit

7 juice

**Q PLAY TIME**

8 catching

9 kicking

10 throwing



Checkpoint





What is it?

It's a ruler.

What are they?

They're crayons.

## 1 Write and color.

1 What is it?



\_\_\_\_\_ a marker. It's blue.

2 What \_\_\_\_\_ it?




\_\_\_\_\_ a ruler. It's yellow.

3 \_\_\_\_\_ is it?



\_\_\_\_\_ a backpack. It's red.

4 What is \_\_\_\_\_?



\_\_\_\_\_ a crayon. It's green.

5 \_\_\_\_\_ it?



\_\_\_\_\_ a pencil. It's blue.

6 What \_\_\_\_\_ ?

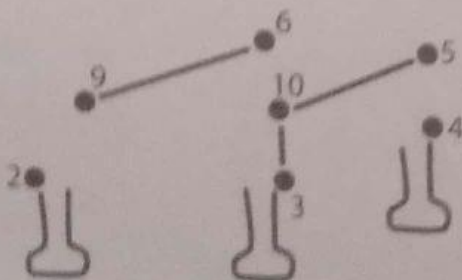


\_\_\_\_\_ a book. It's red.

## 2 Join. Then look and circle.

1 ● — ● 8

● 7



What is it?

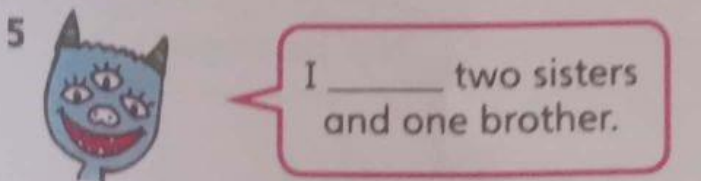
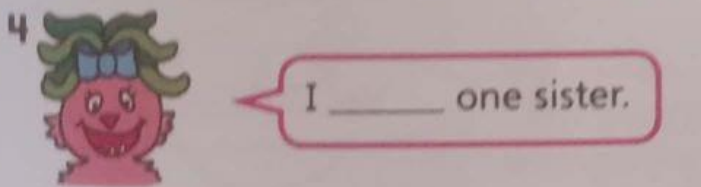
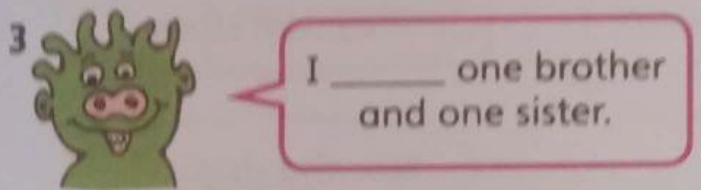
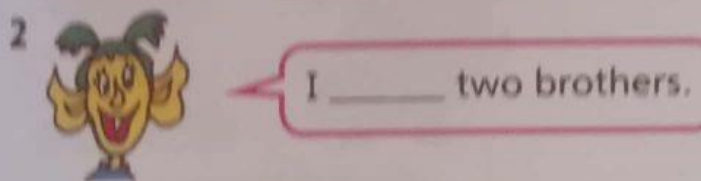
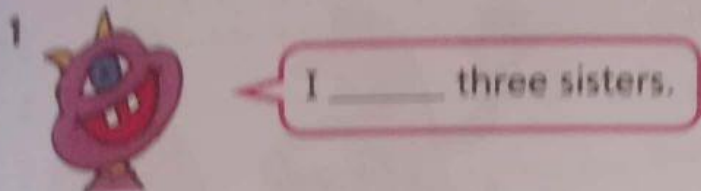
It's a **chair / desk**.

How many brothers and sisters do you have?

I have one brother.

I have two sisters.

## 1 Write and match.




## 2 Draw a monster family.

## 3 Look at 2. Count and write.

How many monsters? \_\_\_\_\_

How did I do?





# Extra Grammar Practice

Does she <b>have</b> long hair?	Yes, she <b>does</b> .
Does he <b>have</b> short hair?	No, he <b>doesn't</b> .
Does it <b>have</b> a small head?	Yes, it <b>does</b> .
Does it <b>have</b> a big head?	No, it <b>doesn't</b> .

## 1 Look and match.

- Does she have a long nose?
- Does she have short hair?
- Does she have long arms?
- Does she have big feet?
- Does he have a long nose?
- Does he have short hair?
- Does he have long arms?
- Does he have big feet?



Yes, she does.

No, she doesn't.

Yes, he does.

No, he doesn't.

## 2 Look and write.

- It has a big \_\_\_\_\_
- It has long \_\_\_\_\_



What **are** you **wearing**?

I'm **wearing** a green hat.

What's he/she **wearing**?

He's/She's **wearing** white pants.

## 1 What's she wearing? Write and color.

- \_\_\_\_\_ a red blouse.
- \_\_\_\_\_ a yellow skirt.
- \_\_\_\_\_ brown shoes.



## 2 Read and color.

What are you wearing?

I'm wearing a red jacket and brown pants.

I'm wearing an orange dress and purple shoes.



How did I do?





# Extra Grammar Practice

Where's Dylan?	He's in the dining room.
Where's Pam?	She's in the living room.
Where are you?	I'm in the bedroom.

## 1 Look and write He's or She's.

1 Where's Jim?



\_\_\_\_\_ in the kitchen.

2 Where's Ellen?



\_\_\_\_\_ in the bedroom.

3 Where's Ben?



\_\_\_\_\_ in the bathroom.

4 Where's Pam?




\_\_\_\_\_ in the living room.

## 2 Look at 1. Write.



Where are you?

I'm in the \_\_\_\_\_



Where are you?

I'm in the \_\_\_\_\_



# Extra Grammar Practice

What's the duck <b>doing</b> ?	It's <i>swimming</i> .
What <b>are</b> the cows <b>doing</b> ?	They're <i>eating</i> .
What's he/she <b>doing</b> ?	He's/She's <i>running</i> .

## 1 Look and match. What are they doing?



a sleeping



b running







c swimming



d eating

## 2 Read. Circle and write.

- 1 What's he doing? 
- 2 What are the cats doing? 
- 3 What's she doing? 
- 4 What's it doing? 

He's / They're \_\_\_\_\_  
She's / They're \_\_\_\_\_  
She's / He's \_\_\_\_\_  
It's / They're \_\_\_\_\_

How did I do? ☆☆☆





# Extra Grammar Practice

What **does** he **have**? He **has** milk.

What **do** you **have**? I **have** juice.

## 1 Look, read, and circle.

1 What does he have? He has **cake** / **milk**.



2 What does she have? She has **an apple** / **salad**.



3 What do you have? I have **pizza** / **a hot dog**.



4 What do they have? They have **grapes** / **juice**.



## 2 Write **has** or **have**. Then match.

1 I \_\_\_\_\_ juice.

a



2 She \_\_\_\_\_ salad.

b



3 They \_\_\_\_\_ fries.

c



4 He \_\_\_\_\_ ice cream.

d



Where's the ball?

It's **in** the toy box.  
It's **on** the shelf.  
It's **under** the table.

Where are the skates?

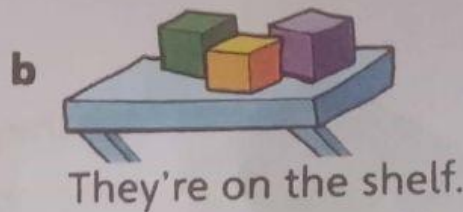

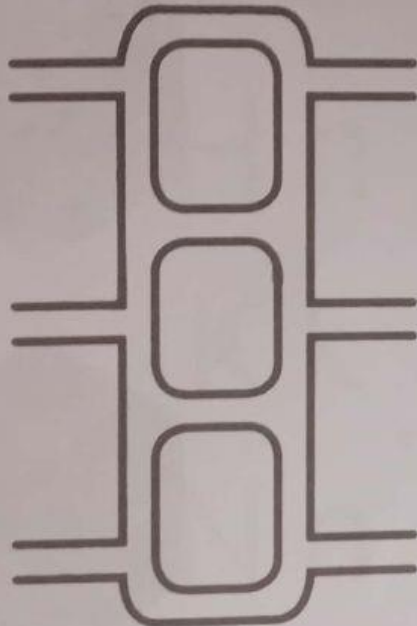
They're **under** the desk.  
They're **on** the couch.

1 Write **Where's** or **Where are**. Then match.

1 \_\_\_\_\_  
the action figures?

2 \_\_\_\_\_  
the car?

3 \_\_\_\_\_  
the blocks?



2 Look and write **in**, **on**, or **under**.

1 Where's the ball?  
It's \_\_\_\_\_ the desk.

2 Where are the balls?  
They're \_\_\_\_\_ the desk.

3 Where's the ball?  
It's \_\_\_\_\_ the desk.



How did I do? ☆☆☆





# Extra Grammar Practice

Is she **singing**?

Yes, she **is**.

No, she **isn't**.

Are they **dancing**?

Yes, they **are**.

No, they **aren't**.

## 1 Look, read, and write.

1



Is she throwing the ball?

Yes, she \_\_\_\_\_.

2



Is he singing?

No, he \_\_\_\_\_.

3



Are they sleeping?

No, they \_\_\_\_\_.

4



Are they jumping rope?

Yes, they \_\_\_\_\_.

## 2 Look at 1. Write **Is** or **Are**. Then answer.

1 \_\_\_\_\_ she eating?

\_\_\_\_\_

2 \_\_\_\_\_ he reading?

\_\_\_\_\_

3 \_\_\_\_\_ they climbing?

\_\_\_\_\_

4 \_\_\_\_\_ they running?

\_\_\_\_\_

# The Alphabet

Trace.

A a

B b

C c

D d

E e

F f

G g

H h

I i

J j

K k

L l

M m

N n

O o

P p

Q q

R r

S s

T t

U u

V v

W w

X x

Y y

Z z

How did I do?



The Alphabet





# Numbers

Trace.

1

2

3

4

5

6

7

8

9

10

11

12

13

14

15

16

17

18

19

20



## Pearson Education Limited

KAO Two  
KAO ParkHarlow  
Essex  
CM17 9NA  
England  
and Associated Companies throughout the world.  
English.com/BigEnglish2

© Pearson Education Limited 2017

Authorised adaptation from the United States edition entitled Big English,  
1<sup>st</sup> Edition, by Mario Herrera and Christopher Sol Cruz. Published by Pearson  
Education Inc. © 2013 by Pearson Education, Inc.

The right of Mario Herrera and Christopher Sol Cruz to be identified as the  
authors of this Work have been asserted by them in accordance with the  
Copyright, Designs and Patents Act 1988.

All rights reserved; no part of this publication may be reproduced, stored in  
a retrieval system, or transmitted in any form or by any means, electronic,  
mechanical, photocopying, recording, or otherwise without the prior written  
permission of the Publishers.

First published 2017  
Third impression 2018

ISBN: 978-1-2922-3322-2

Set in Heinemann Roman

Printed in Slovakia by Neografia

## Acknowledgements

### Picture Credits

The publisher would like to thank the following for their kind permission to reproduce  
their photographs

(Key: b-bottom; c-centre; l-left; r-right; t-top)

123RF.com: 6, 13, 86/9, 89r, BlueOrange Studio 63/2 (b), bryljaev 8tl, Andreja Donko  
8tc, dotshock 40cr, Racorn 62tl, **Alamy Stock Photo**: Agencja Fotograficzna Caro 52tl,  
Arco Images GmbH 55tr, 57tl, Cultura Creative 66bl, Imagemore Co Ltd 40cl, Semen  
Lihodeev 43/2, Jurgen Magg 91l, 106bl, Anna Maloverjan 40c, Jeff Morgan 91r, 106br,  
OJO Images Ltd 74br, Tetra Images 52br, **BananaStock**: 53 (a), **Corbis**: Hero Images  
52tr, **Fotolia.com**: byrdyak 63/6, dimedrol68 5/2 (b), fir4ik 28/2, flfoxfoto 60tr, gena96  
72/6, Gradl 71tc, heros1973 67tl, iofoto 94tl, jordani 53 (f), Michael Ireland 86/2,  
106tl, jpixx 86/3, jo 40/4, kilukilu 43/7, Kononov Pavel 43/4, Kzenon 53 (c), Chris  
Leachman 72/3, Delmas Lehman 63/3 (a), Pavel Losevsky 28/1, magann 40/1, Maria  
Mitrofanova 43/6, Monkey Business 72tr, Natika 72/5, nhiebach 63/1, Alexandr Ozerov  
40/2, picfive 72/2, PictureArt 23, pio3 86/6, rakjung2 63/5, Atketta Sangasaeng 5/1  
(b), 8/4, Schherner 5/2 (a), Sentello 53 (b), 94cl, simmittorok 5/1 (a), 11bl, summersby  
43/9, summersgraphicinc 72tl, Rudolf Tepfenhart 40br, The Josh 40/3, Vitaly Tiagunov  
43/11, Vaida 60br, vgm6 60bc, Viktor 72/4, 72cl, Ivonne Wierink 5/3 (b), 11tr, wadu  
43/5, xalans 62bl, Joanna Zielinaka 86/8, 89tl, **Getty Images**: Paul Bradbury 53 (i), 94tr,  
Digital Vision 53 (j), Digital Vision / Kraig Scarbinsky 52bl, Fuse 53 (d), sdommick 22,  
Urtilus 63/1 (a), **Pearson Education Ltd**: Studio 8 53 (h), Trevor Clifford 7l, 7r, 26r,  
26c, 26b, 74tl, 74tr, 74cl, 74cr, 74bl, **Shutterstock.com**: 67tr, 71r, 71bc, Bragin Alexey  
72/1, all\_about\_people 53 (e), Ilya Andriyanov 28 (a), AnetaPics 55bl, Aneka 60tc (left),  
Ingvar Bjork 8/2, Tatiana Bobkova 62tr, Brenda Carson 67bl, DenisNata 66tl, 75r, Digital  
Media Pro 28/4, Dragon Images 42, Risteski Goce 94cr, Volodymyr Gonyk 40bl, Golden  
Pixels LLC 62br, 94bl, greenland 86/7, 106tr, Ruslan Guzov 12, 18, haveseen 53 (g),  
Horiyan 67br, Mau Hornig 72cr, Eric Isselee 55tl, 55tc, Joseph 28 (b), Karikas 43/3, 43/8,  
Aleksandr S Khachots 28 (c), Tania Kolinko 75c, Joana Kruse 66br, Lvovskaya Natalia  
53 (a), Alexey Losevich 40b, Luchschen 71l, Alexander Mak 60tc (right), Makarova  
Viktoria 54c, 57bl, mathom 60tl, michaeljung 35, Monkey Business Images 28 (d), 66tr,  
75l, Morgan Lane Photography 63/1 (b), Pavel V Mukhin 43/1, Amy Myers 86/4, Olga  
Nayashkova 71cl, Martin Nemeš 54r, 57br, 60bl, 63/3, Nansov Brothers Images 77, Michal  
Ninger 54b, 55br, 57tr, 63/3 (b), M. Unal Ozmen 72b, PhotoNAN 43/10, Randy Runland  
63/4, Karro Roach 5/4 (a), 8/3, 11tl, 67cl, Anna Sedneva 55 (oats), Valery Shkolovskiy  
63/2, Margaret M Stewart 5/4 (b), 8/1, 11br, studio online 67cr, Mike Tan 63/2 (a),  
Christophe Testi 8r, Leah-Anne Thompson 86/1, 94tr, Matt Tilghman 40bc, **SuperStock**:  
28/3; [www.imagesource.com](http://www.imagesource.com): 86/3

Cover images: Front: **Getty Images**: nrc

All other images © Pearson Education

### Illustrated by

April Hartmann, Steve Mack, Zaharias Papadopoulos, Jose Rubio, Christos Skaltas, Mike  
Wesley

Every effort has been made to trace the copyright holders and we apologise in advance  
for any unintentional omissions. We would be pleased to insert the appropriate  
acknowledgement in any subsequent edition of this publication.





# Tracklist

Class CD track number	Workbook CD track number	Unit and activity number
16	2	Unit 1, activity 3
18	3	Unit 1, activity 6
21	4	Unit 1, activity 7
23	5	Unit 1, activity 10
33	6	Unit 1, activity 17
43	7	Unit 2, activity 2
47	8	Unit 2, activity 5
51	9	Unit 2, activity 9
57	10	Unit 2, activity 13
59	11	Unit 2, activity 14
67	12	Unit 3, activity 3
71	13	Unit 3, activity 8
75	14	Unit 3, activity 14
82	15	Unit 3, activity 18
86	16	Unit 3, activity 19
97	17	Unit 4, activity 3
101	18	Unit 4, activity 5
105	19	Unit 4, activity 11
111	20	Unit 4, activity 15
119	21	Unit 5, activity 2
124	22	Unit 5, activity 7
125	23	Unit 5, activity 9
133	24	Unit 5, activity 17

Class CD track number	Workbook CD track number	Unit and activity number
135	25	Unit 5, activity 18
142	26	Unit 6, activity 2
146	27	Unit 6, activity 5
150	28	Unit 6, activity 10
156	29	Unit 6, activity 15
158	30	Unit 6, activity 16
161	31	Unit 6, activity 19
168	32	Unit 7, activity 3
172	33	Unit 7, activity 9
175	34	Unit 7, activity 12
181	35	Unit 7, activity 16
186	36	Unit 8, activity 1
190	37	Unit 8, activity 3
195	38	Unit 8, activity 9
202	39	Unit 8, activity 17
205	40	Unit 8, activity 21
211	41	Unit 9, activity 2
216	42	Unit 9, activity 8
217	43	Unit 9, activity 10
220	44	Unit 9, activity 13
228	45	Unit 9, activity 17
231	46	Unit 9, activity 20





just got **BIGGER!**

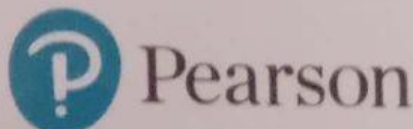
**Big English 2nd edition** builds on the firm foundations and big ideas of the first edition and brings exciting new features and components to help young learners progress and communicate confidently.

Three academic pillars prepare students for the challenges they will find in today's world:

- **CLIL** motivates students to explore and enquire, by integrating meaningful content from other areas.
- **21st century skills** empower students to get ahead in a changing world: collaborating, communicating, thinking critically and working creatively.
- **Assessment for Learning** develops the confidence students need to succeed in English and in life.

Think **BIG!** Dream **BIG!**

[English.com/BigEnglish2](http://English.com/BigEnglish2)



	CEFR	GSE	YLE
LEVEL 1	<A1	14-27	Starters
LEVEL 2	<A1/A1	17-33	Starters
LEVEL 3	A1/A2	20-37	Movers
LEVEL 4	A2/A2+	23-40	Movers
LEVEL 5	A2/B1	26-44	Flyers
LEVEL 6	A2+/B1	29-47	Flyers

ISBN 978-1-292-23522-2

