


First Friends 2

Activity Book



Susan Iannuzzi

OXFORD
UNIVERSITY PRESS

www.miladcollege.com



Level 2 Scope and Sequence


| Topics & Objectives | Vocabulary | Structure | Values & Everyday English | Songs & Projects | Phonics |
|---|---|--|---|--|---------------------------------------|
| 1 Hello (Greetings) • Say hello and introduce yourself | Adam Baz Jig Pat Tess 1–10 (review) | Hello / Hi. I'm ... Bye. How are you? I'm fine, thank you. | Being friendly Nice to see you. Nice to see you, too. | Lesson 2: Hello, Pat! Lesson 3: Point to Jig Lesson 6: a & b song | a apple b bird |
| 2 My Classroom (Classroom objects) • Ask about and identify things | bin board chair door picture table window | What's this? It's a ... | Listening to the teacher Please put away your books and come here. Miss | Lesson 3: Look at Me Lesson 6: c & d song | c cat d dog |
| 3 Playtime (Toys) • Identify possessions | balloon boat car doll game puzzle robot | This is my ... This is your ... | Learning to share Let's share. Here you are. Here you go. | Lesson 3: Doll and Robot Lesson 6: e & f song | e egg f fan |
| 4 My Things (School possessions) • Ask someone's age • Ask about quantities | book eraser lunch box notebook pencil pencil box water bottle | How many ...? Plurals How old are you? | Taking care of things Take care of your jacket. | Lesson 3: How Many Pencils? Lesson 4: Count With Me. Lesson 6: g & h song Project: number collage | g girl h hand |
| 5 Shapes and Colors • Describe the shape and color of objects | circle rectangle square triangle black brown pink white | It's (brown). It's a (pink) (triangle). | Being neat and tidy Clean up. Let's work together. | Lesson 3: Shapes and Colors Lesson 6: i, j, & k song | i insect |





| Topics & Objectives | Vocabulary | Structure | Values & Everyday English | Songs & Projects | Phonics |
|--|---|--|--|---|---|
| 6 Pets <ul style="list-style-type: none"> Learn about different types of pets Guess animals | <i>butterfly</i> <i>dog</i> <i>fish</i> <i>mouse</i> <i>rabbit</i> <i>snail</i> <i>turtle</i> 11-20 (introduction) | <i>Is it a ...?</i> <i>Yes, it is.</i> <i>No, it isn't.</i> | Caring for pets <i>Come here, doggy.</i> <i>Here's your water.</i> | Lesson 3: How Many Butterflies? Lesson 6: l, m, & n song | <i>l</i> <i>lion</i> <i>m</i> <i>moon</i> <i>n</i> <i>nose</i> |
| 7 My Closet (Clothes) <ul style="list-style-type: none"> Ask about and describe clothes by color | <i>dress</i> <i>jeans</i> <i>shirt</i> <i>shoes</i> <i>shorts</i> <i>socks</i> <i>sweater</i> | <i>What color is it?</i> <i>It's ...</i> <i>What color are they?</i> <i>They're ...</i> <i>His / Her</i> | Helping out at home <i>Please pick up ...</i> <i>Please fold ...</i> <i>Sure.</i> | Lesson 3: Socks on the Bed Lesson 4: Butterfly, Butterfly Lesson 6: o, p, & q song Project: make a butterfly | <i>o</i> <i>octopus</i> <i>p</i> <i>pen</i> <i>q</i> <i>queen</i> |
| 8 Me (Parts of the body) <ul style="list-style-type: none"> Identify and count parts of the body | <i>arms</i> <i>fingers</i> <i>hair</i> <i>head</i> <i>knees</i> <i>legs</i> <i>toes</i> | <i>I have ...</i> | Playing respectfully <i>Not so loud, please.</i> <i>Sorry, Dad.</i> | Lesson 3: How Many Toes? Lesson 6: r, s, & t song | <i>r</i> <i>radio</i> <i>s</i> <i>star</i> <i>t</i> <i>tent</i> |
| 9 Family (Family members) <ul style="list-style-type: none"> Name family members Describe family relationships | <i>aunt</i> <i>cousin</i> <i>dad</i> <i>grandma</i> <i>grandpa</i> <i>mom</i> <i>uncle</i> | <i>He / She is ...</i> <i>They are ...</i> <i>We are ...</i> | Loving your family <i>I love you, (Grandpa).</i> <i>We love you, too.</i> | Lesson 3: Look at my Pictures Lesson 6: u, v, & w song | <i>u</i> <i>umbrella</i> <i>v</i> <i>van</i> <i>w</i> <i>water</i> |
| 10 My Party (Various foods) <ul style="list-style-type: none"> Talk about likes and dislikes | <i>cake</i> <i>candy</i> <i>ice cream</i> <i>juice</i> <i>pizza</i> <i>sandwich</i> <i>spaghetti</i> | <i>I like ...</i> <i>I don't like ...</i> | Waiting your turn <i>Is it my turn?</i> <i>Just a minute, please.</i> | Lesson 3: Happy Birthday Lesson 4: A Present for You Lesson 6: x, y, & z song Project: make a birthday | <i>x</i> <i>fox</i> |



1 Match and say.



1 Draw and match.

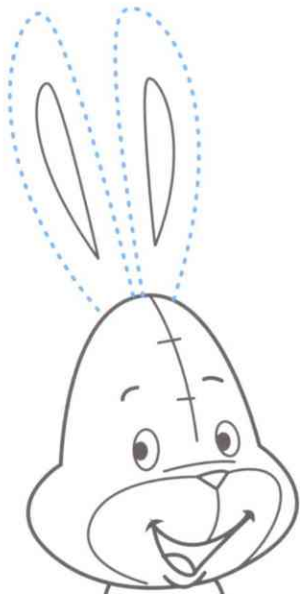


Jig

Tess

Baz

Pat




Lesson 3







1 Trace and write.



2 Join the dots.



1 Find and circle.




Lesson 5

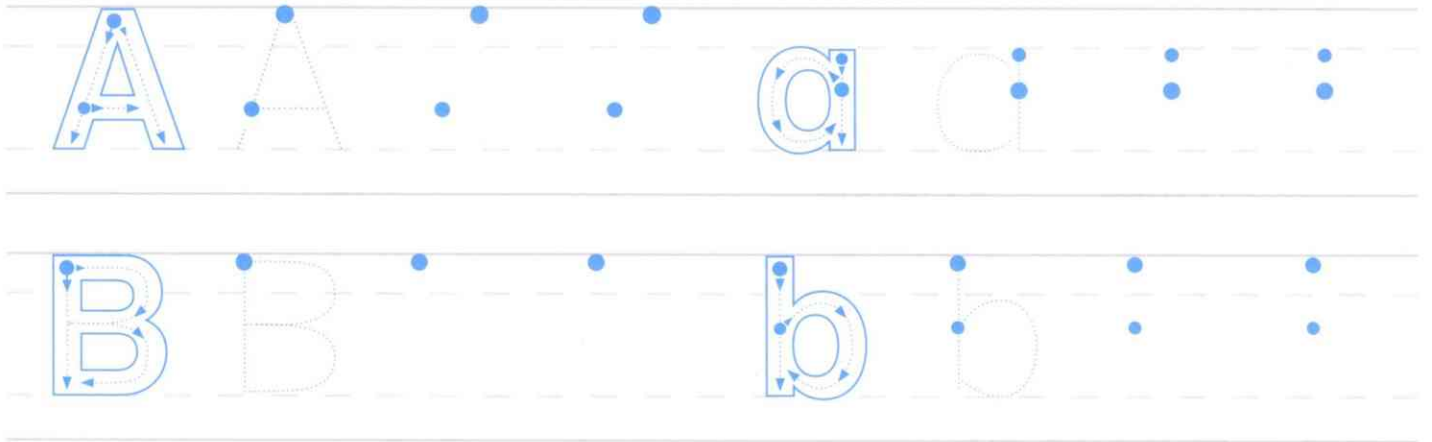
1 Trace and say.



2 Trace and color.




1 Trace and write.



2 Trace and say. Color.



apple



bird

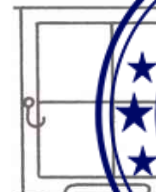

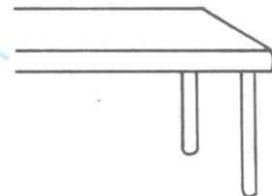
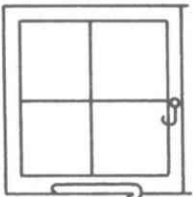

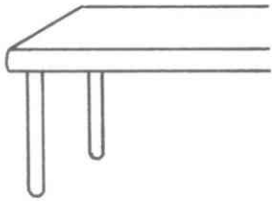


Review

1 Follow the numbers.

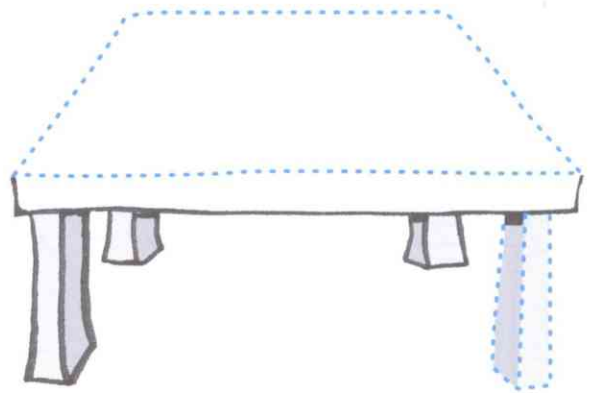
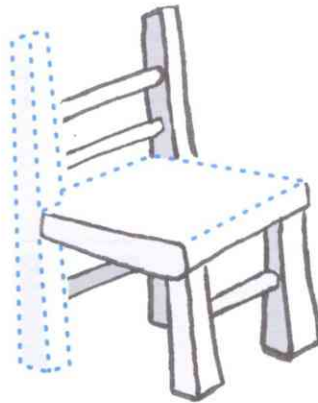
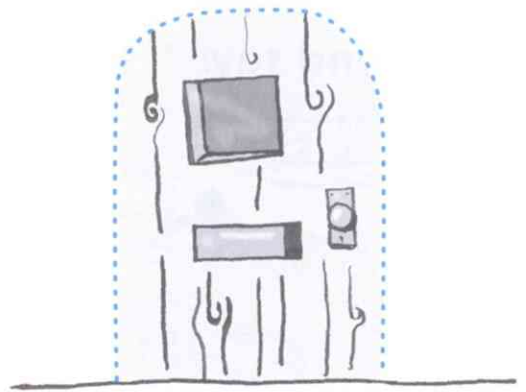
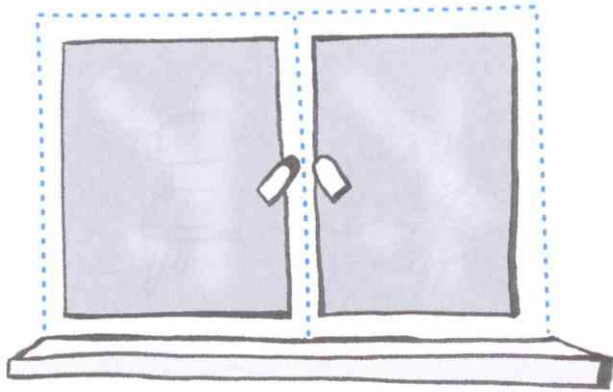


1 Match and say.

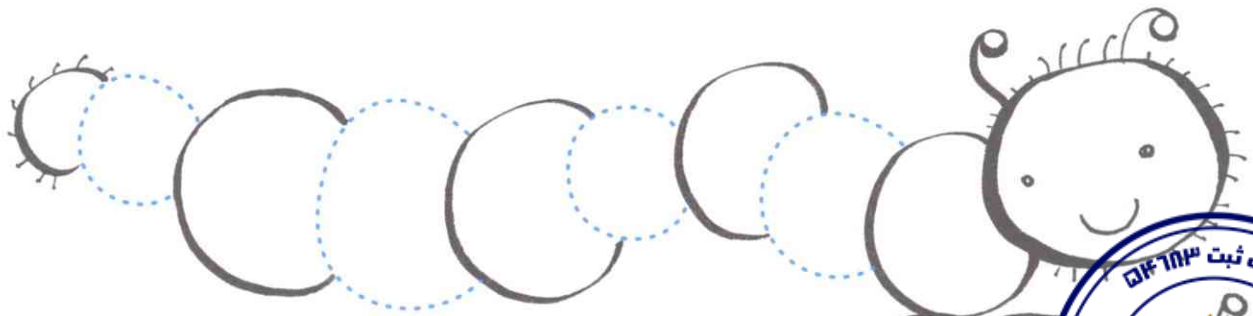


Lesson 2

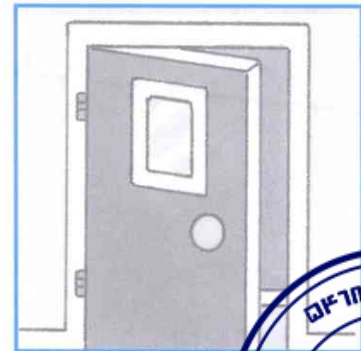


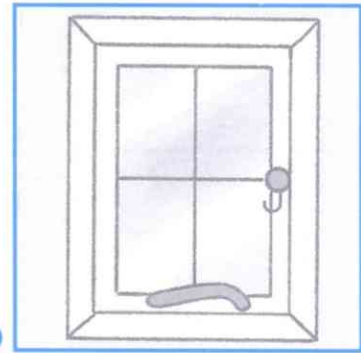
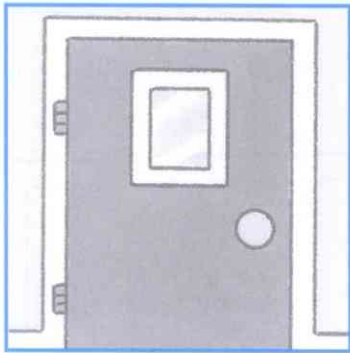
1 Draw and say.



2 Draw and color.




1 Match and say.



1 Trace and say.

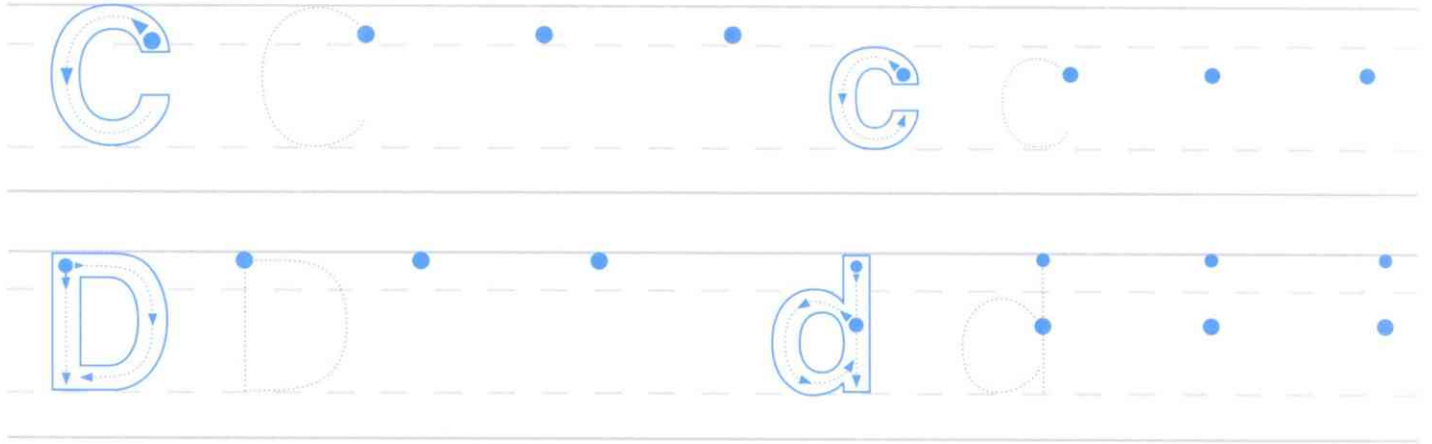


2 Trace and color.




Lesson 6


1 Trace and write.



2 Trace and say. Color.



cat




dog



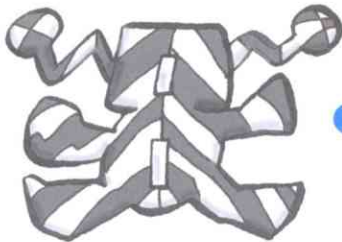
Lesson 1

1 Find and color.




Lesson 2

1 Match and say.

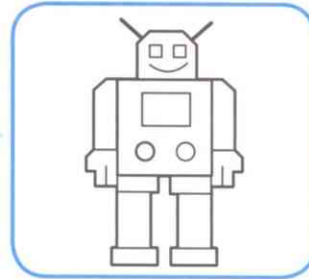
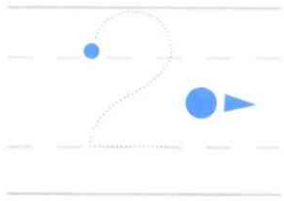


Lesson 3

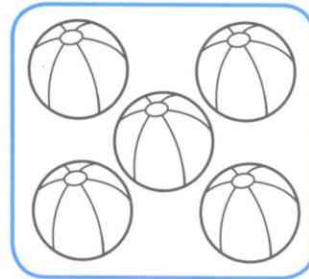
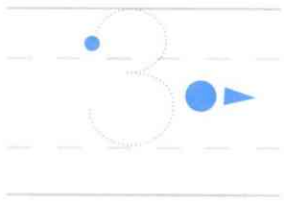
1 Write and say. Match.



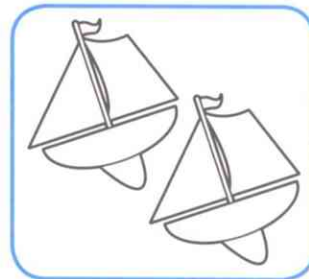
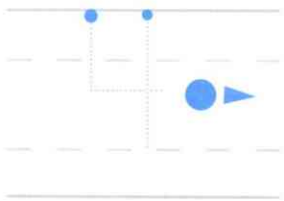
one



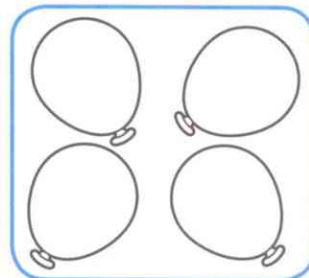
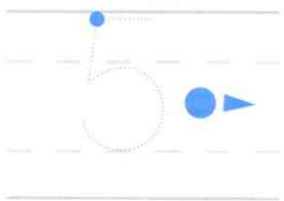
two



three



four



1 Say and count. Color.


one




two




three



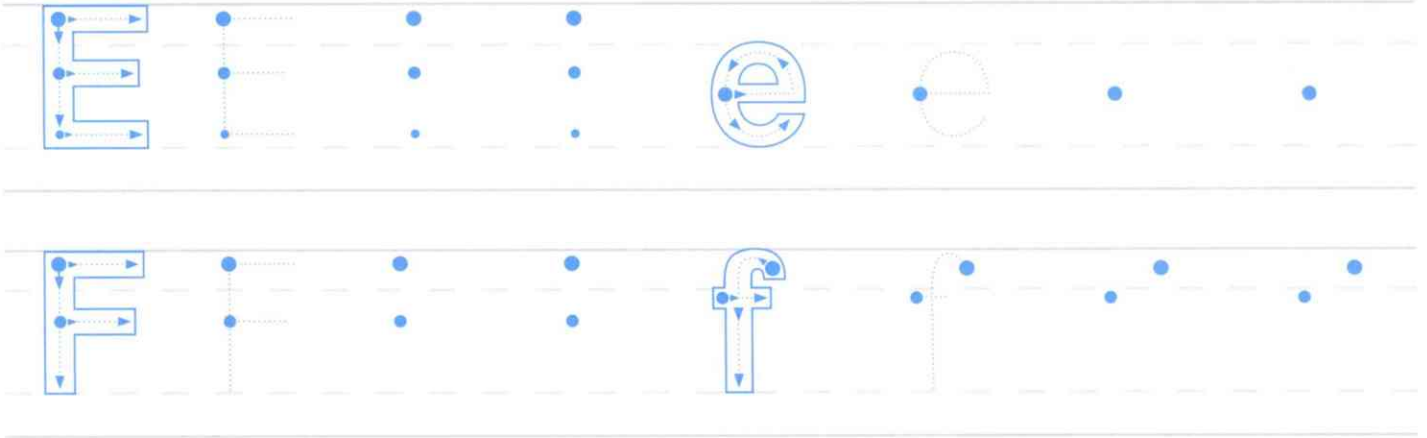
four




five




1 Trace and write.



2 Trace and say. Color.



egg

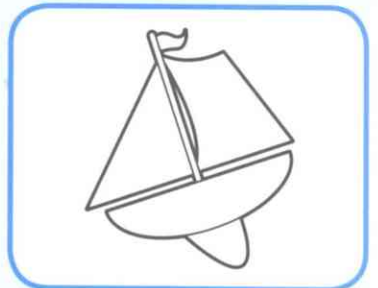








fan


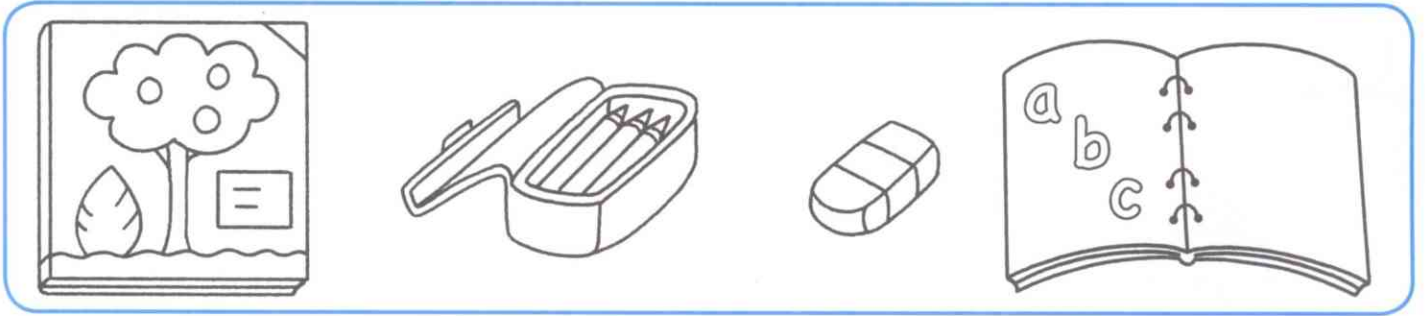


Review

1 Say and match.

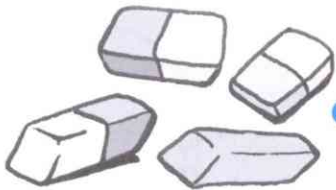


1 Find and say. Color.

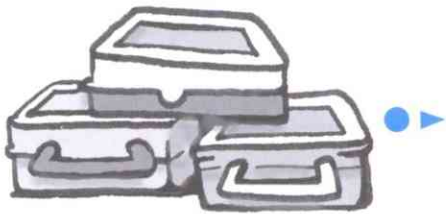


Lesson 2

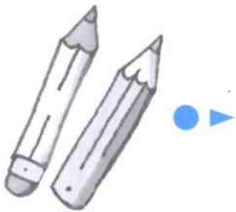
1 Count and match.



3



2



4

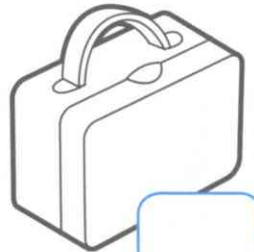
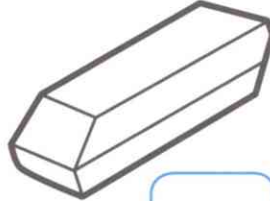
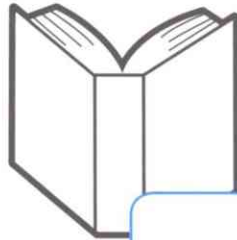

2 Draw, write, and say.



5




1 Find and count. Write the number.



1 Trace and say.

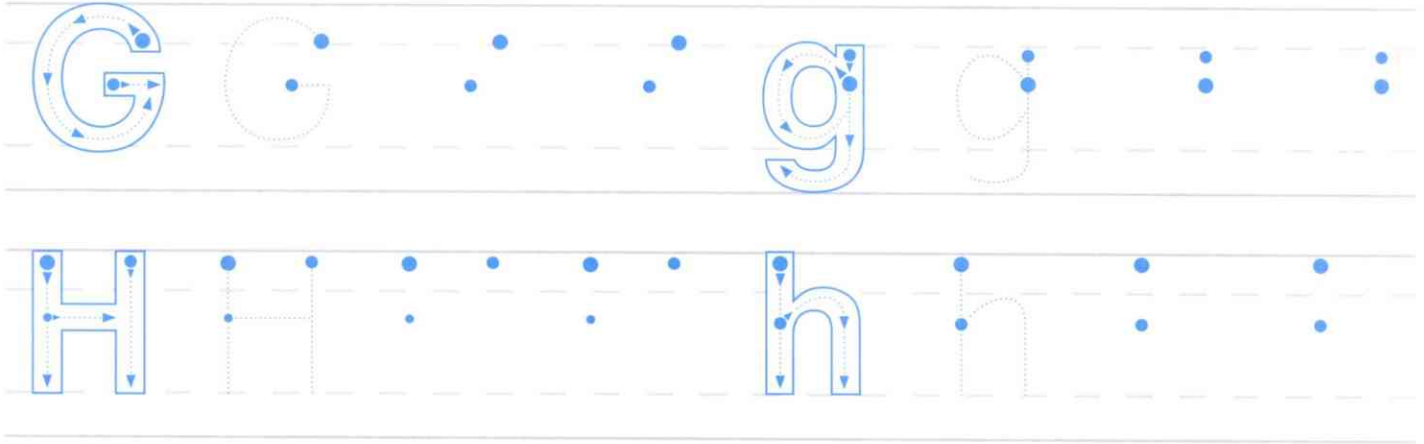


2 Draw and color.



Lesson 6

1 Trace and write.



2 Trace and say. Color.





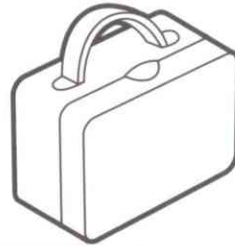

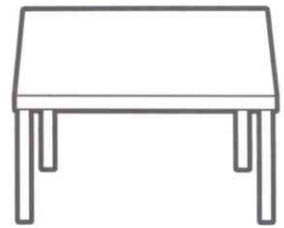
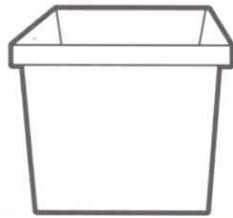

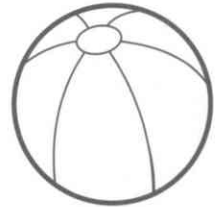
girl



hand



1 Say and circle.



b


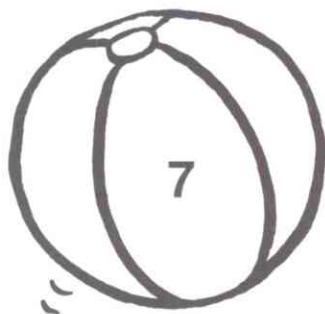
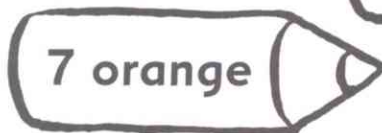
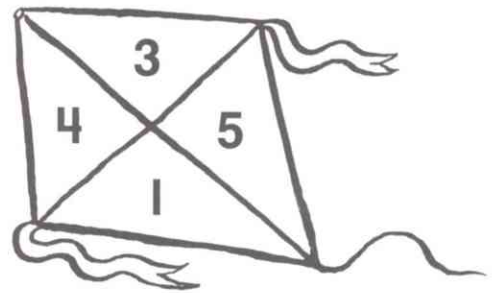
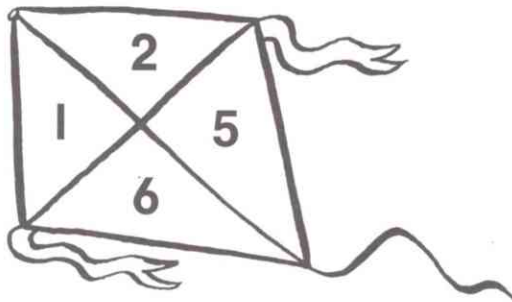

d

f



Lesson 1

1 Say and color.



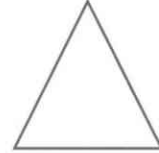
Lesson 2

1 Draw and color.

brown



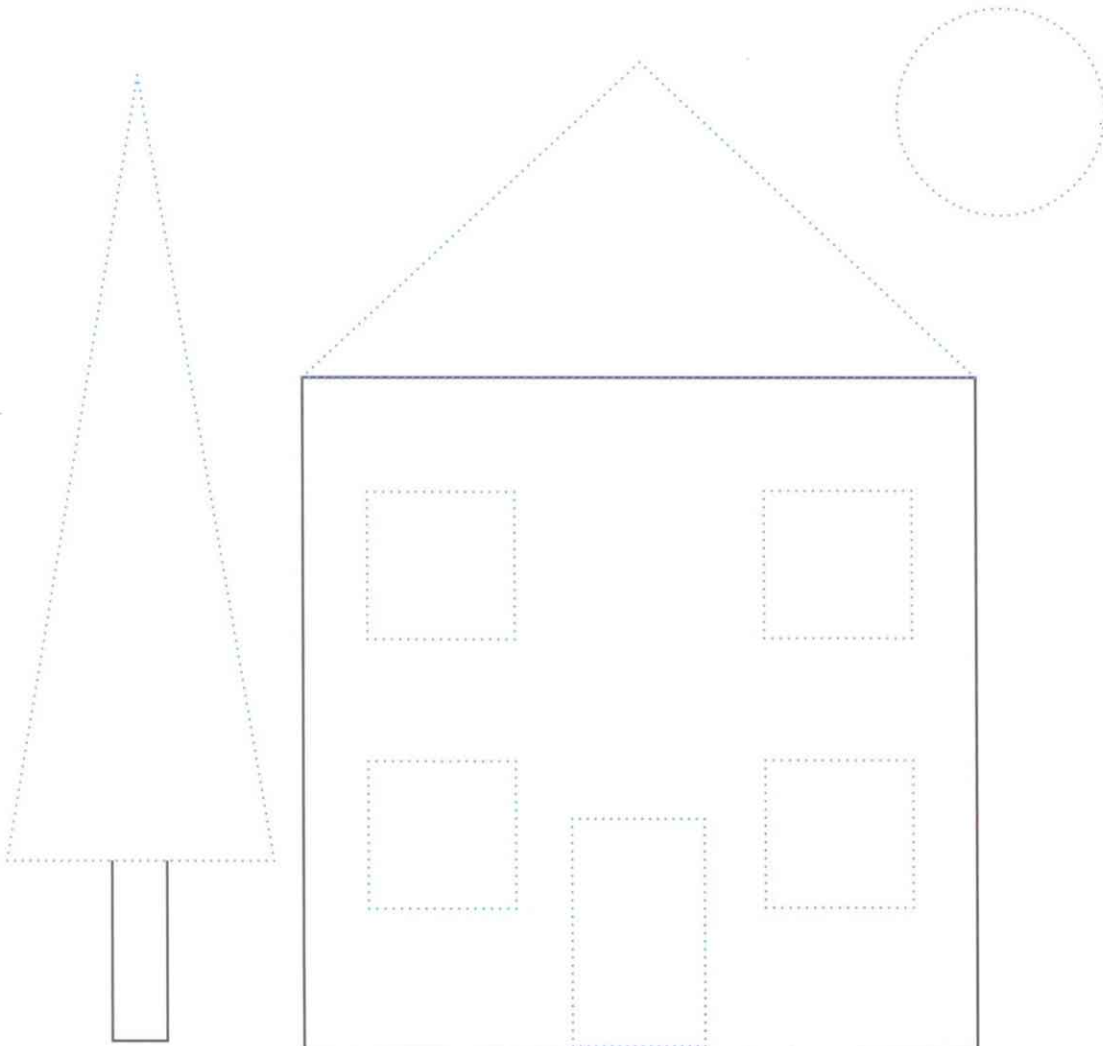
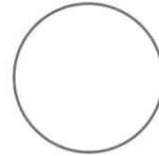
green



blue

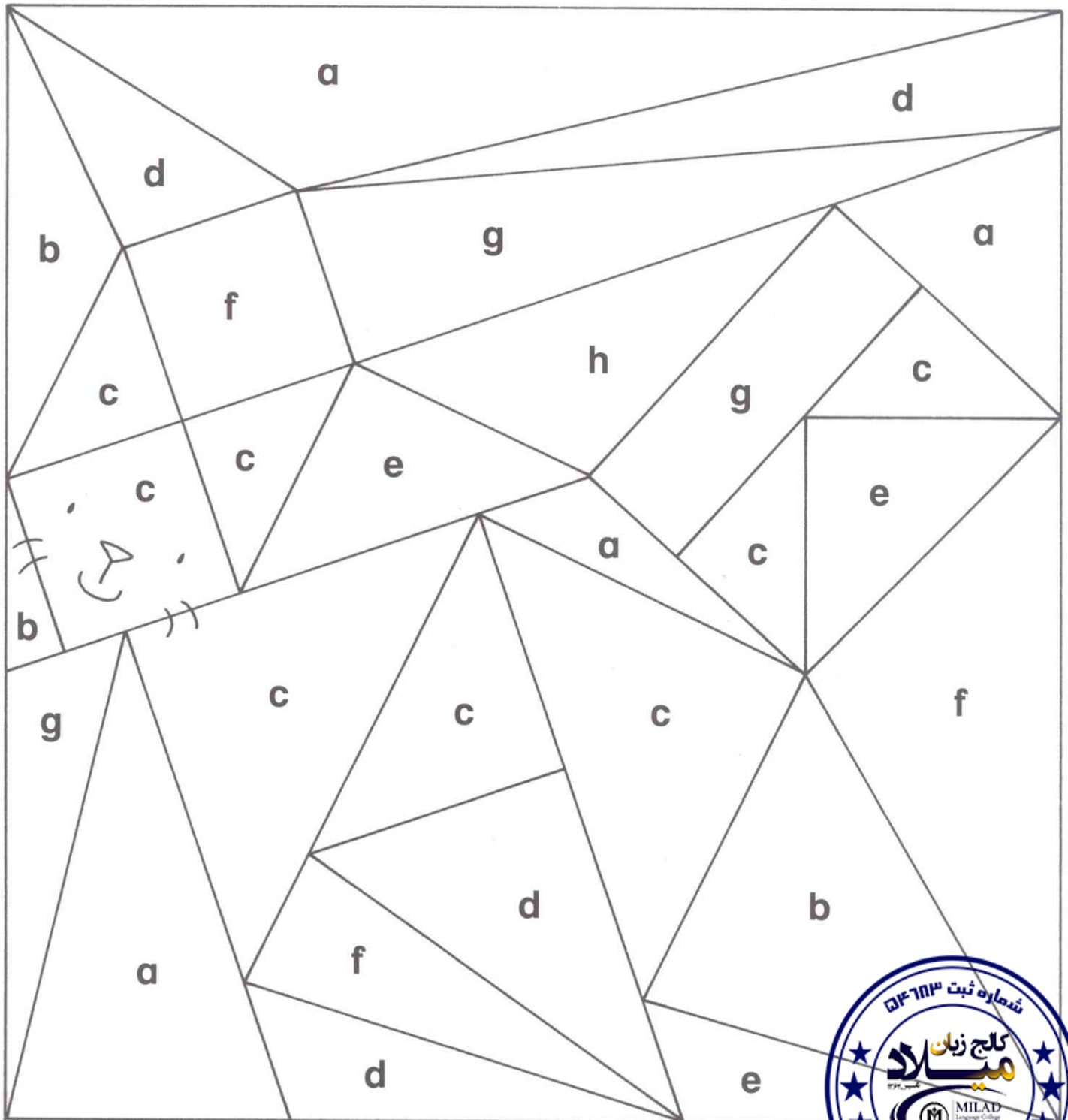


yellow




Lesson 3

1 Color the c shapes. Say.




1 Trace and say. Color.


a red car



a brown triangle



a pink square





a blue balloon




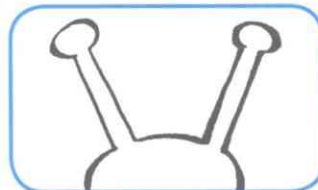
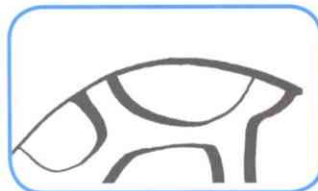
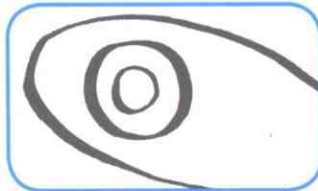
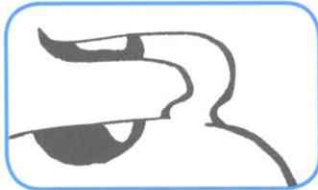


Review

1 Find, say, and circle.




1 Match and say.




Lesson 2

1 Say and count. Circle.


one




three




four



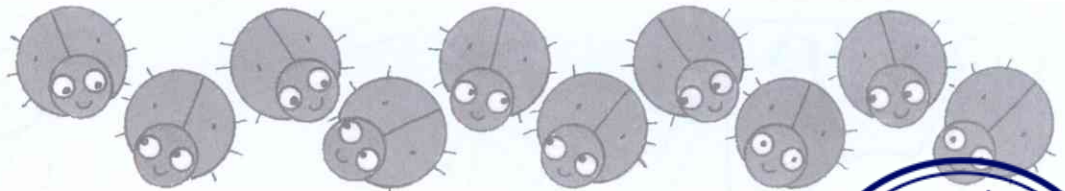
six




eight



nine






ten



1 Count and write the number.

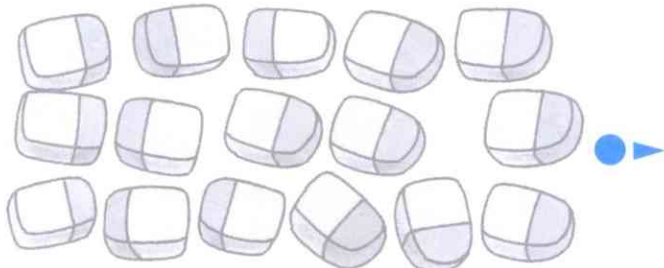

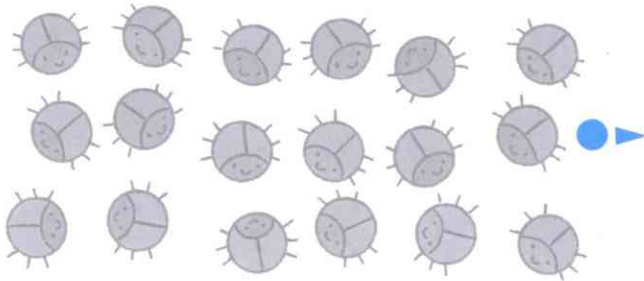
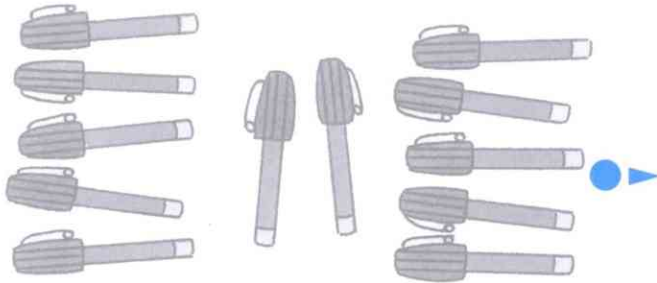



4



Lesson 4

1 Count and match. Write.



twelve



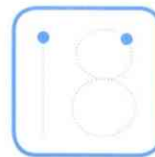
thirteen



sixteen



nineteen




eighteen


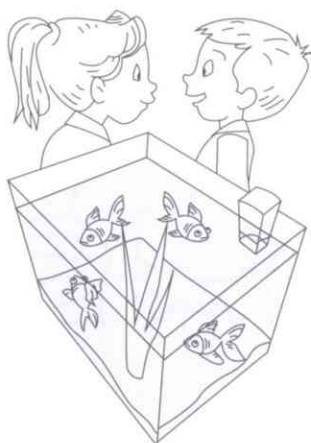


1 Trace and say.

Take care of your pets.



2 Draw and color.



Lesson 6

1 Trace and write.

Tracing practice for the letters L, M, N, l, m, and n. Each letter is shown on a set of three horizontal lines (top, middle, bottom). The first letter of each pair is solid with numbered arrows indicating stroke order. The second letter is dotted for tracing. The third letter is dotted with a starting dot. The fourth letter is dotted with a starting dot and a vertical line for the stem. The fifth letter is dotted with a starting dot and a vertical line for the stem.

2 Trace and say. Color.

lion

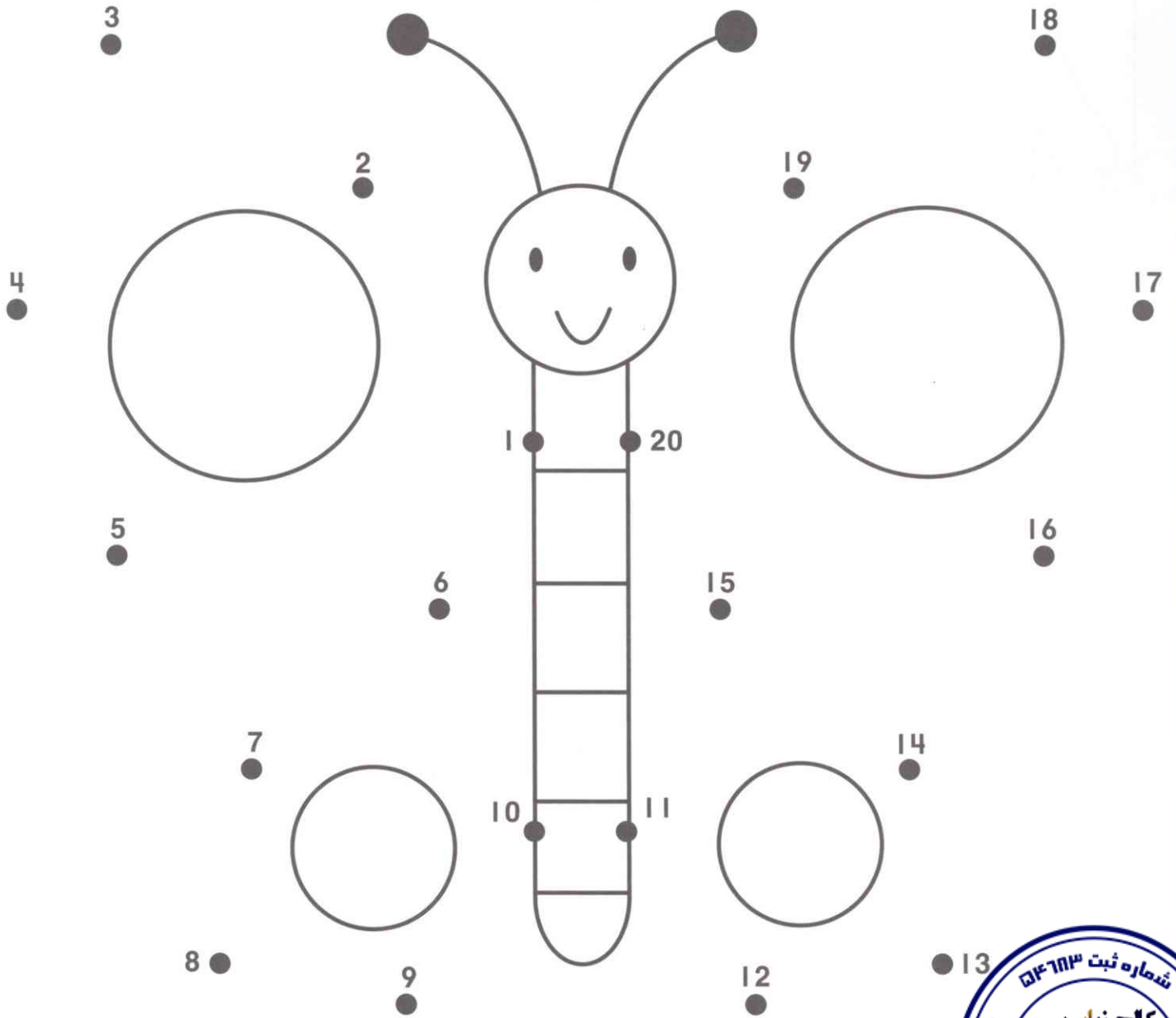
m n

moon

nose




1 Join the dots and color.



Lesson 1

1 Find and say. Color.



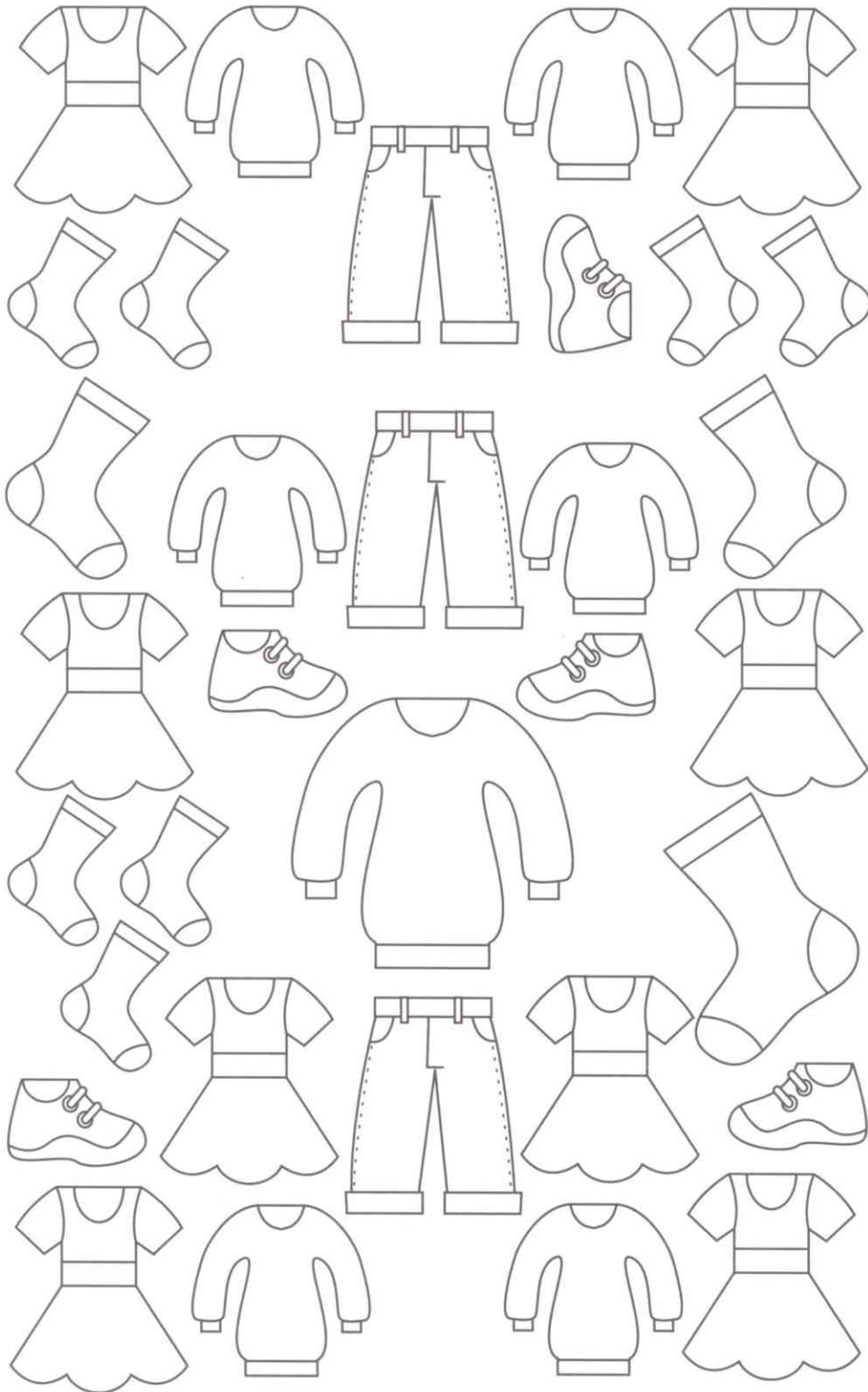
Lesson 2

1 Say and color.



Lesson 3

1 Look, count, and write the number.

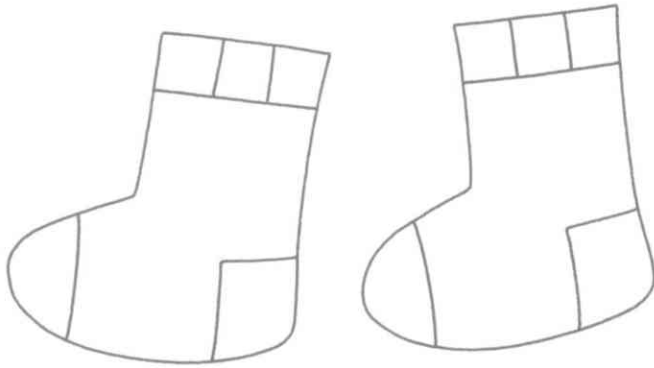


A vertical list of clothing items with corresponding empty boxes for writing numbers. The items are: a shirt, a dress, a sock, a shoe, and a pair of pants. The first box next to the shirt contains the number 7.

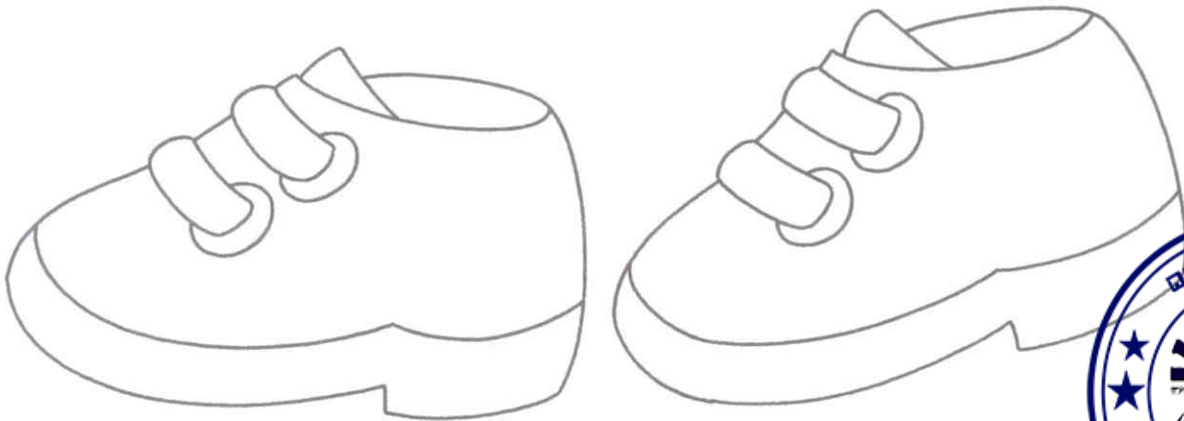


1 Trace and say. Color.

red socks



brown shoes




Lesson 5

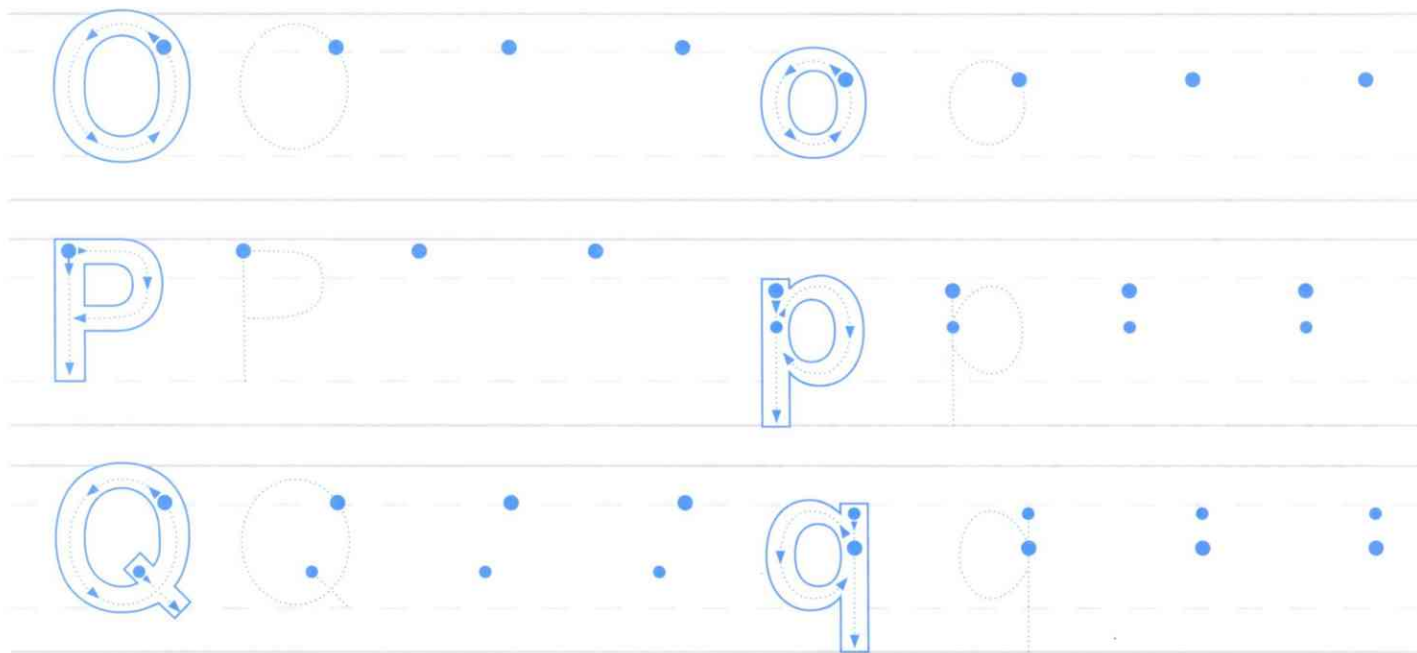
1 Trace and say.



2 Draw and color.



1 Trace and write.



2 Trace and say. Color.

o
ctopus

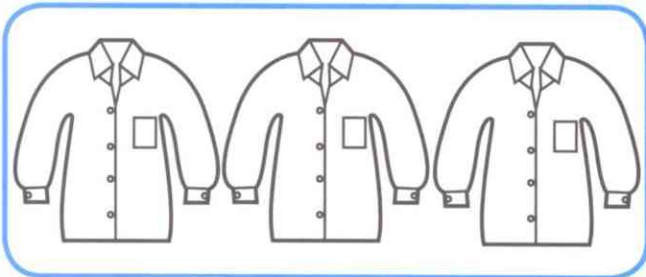
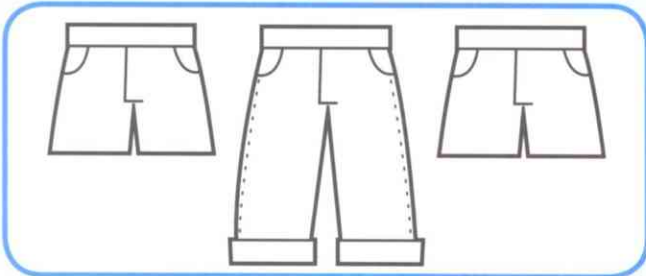
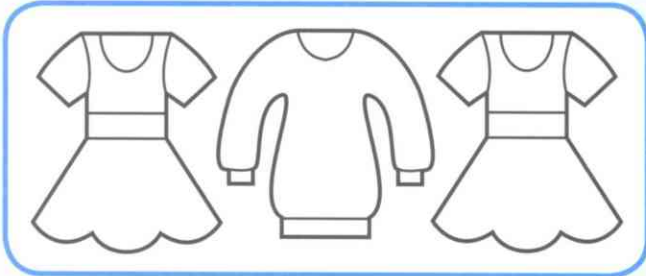

p
en

q
ueen




Review

1 Say and match.




1 Match and say. Color.



Lesson 2

1 Draw and match. Color.



1 Count and write the numbers.

fingers




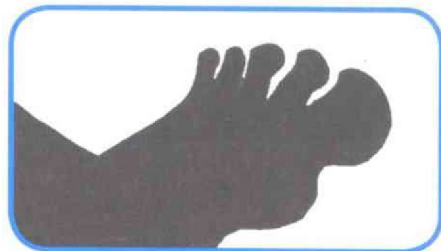
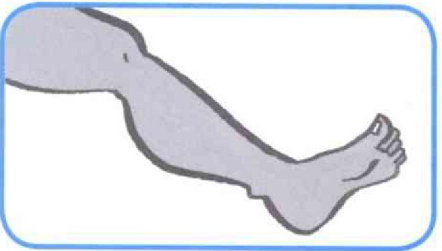
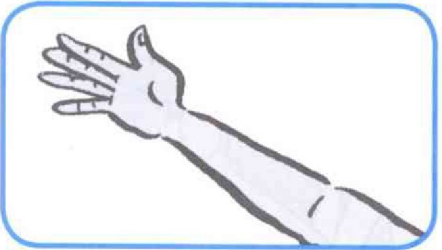
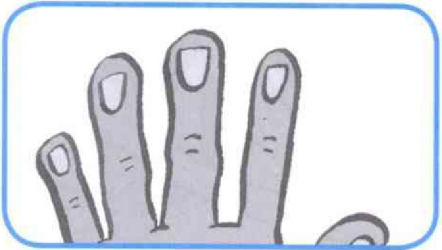
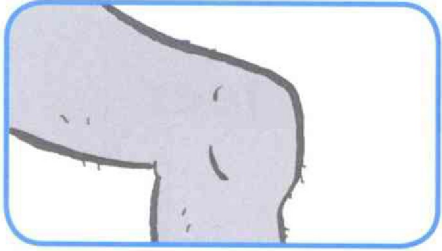
knees

toes



Lesson 4

1 Say and match.



1 Trace and say.




2 Draw and color.



Lesson 6

1 Trace and write.




2 Trace and say. Color.



radio

star

tent





1 Find, say, and circle.





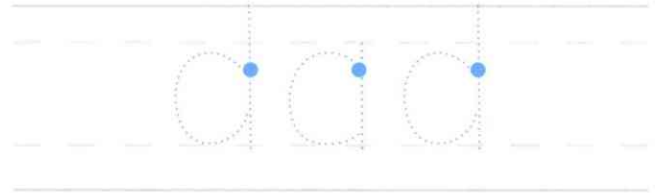

Lesson 1

1 Say and match.








Lesson 2

1 Draw and write.



Lesson 3

1 Look and match.



1 Say and match.

The exercise consists of a 4x4 grid of character portraits on the left and four target portraits on the right. A dashed line with arrows indicates the matching process. The portraits in the grid are as follows:

- Row 1: Man with glasses and curly hair, Woman with short hair, Man with glasses and curly hair, Woman with short hair.
- Row 2: Woman with glasses and a bun, Man with glasses, Woman with glasses and a bun, Man with glasses.
- Row 3: Woman with short hair, Woman with glasses and a bun, Woman with short hair, Woman with glasses and a bun.
- Row 4: Man with glasses, Man with glasses and curly hair, Man with glasses, Man with glasses and curly hair.


The target portraits on the right are:

- Target 1: Woman with glasses and a bun (from Row 2, Column 1).
- Target 2: Woman with short hair (from Row 1, Column 2).
- Target 3: Man with glasses (from Row 2, Column 2).
- Target 4: Man with glasses and curly hair (from Row 4, Column 2).

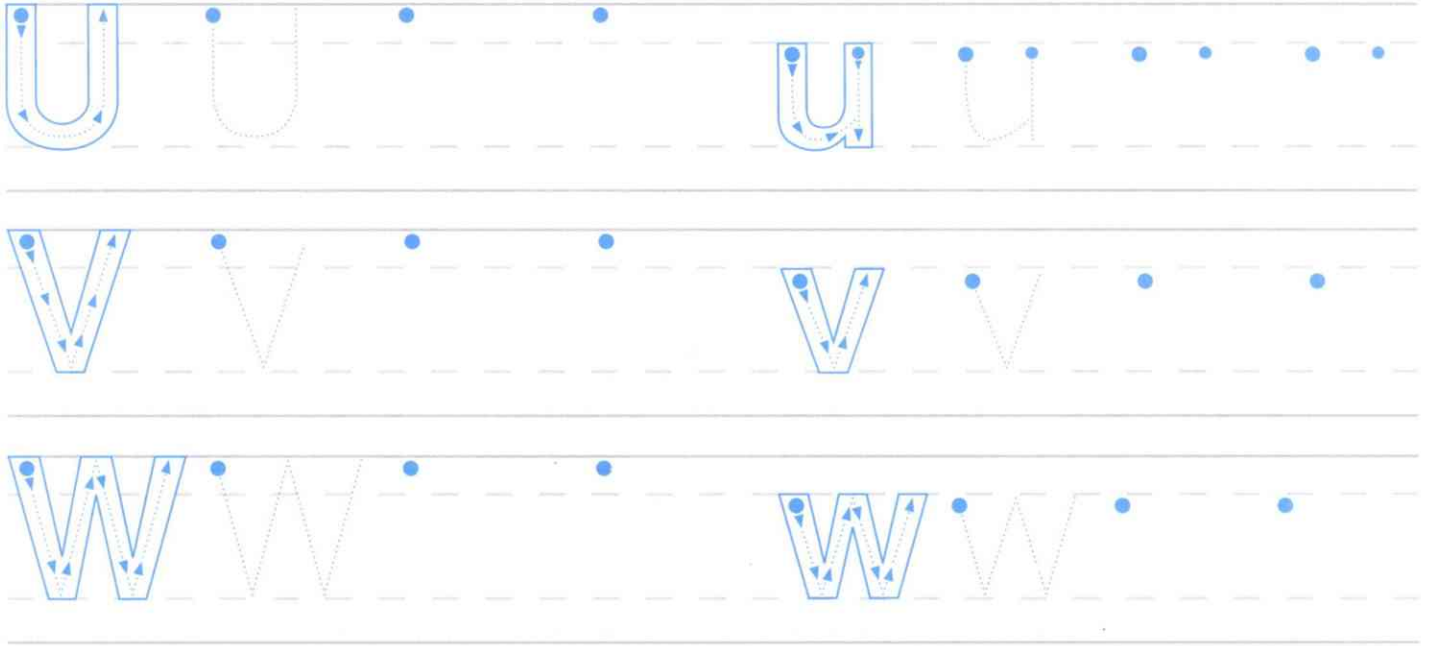


Lesson 5

1 Draw and say. Color.



1 Trace and write.



2 Trace and say. Color.

umbrella



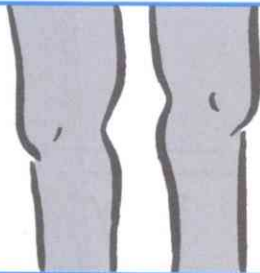
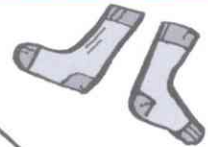


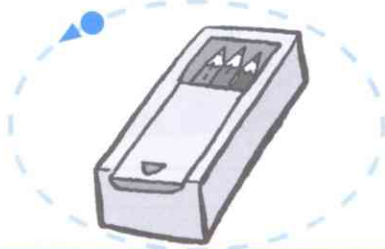
van

water



Review

1 Say and circle.




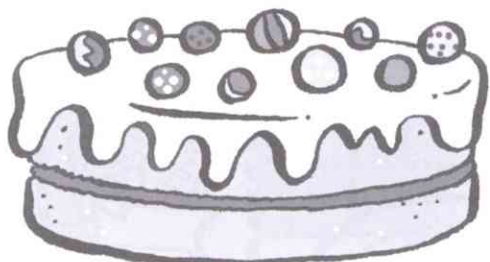


1 Draw and color. Say.




Lesson 2

1 Circle and say.




Lesson 4


1 Count and color. Match and write the numbers.




six




ten



fifteen



sixteen




twenty



1 Trace and say.

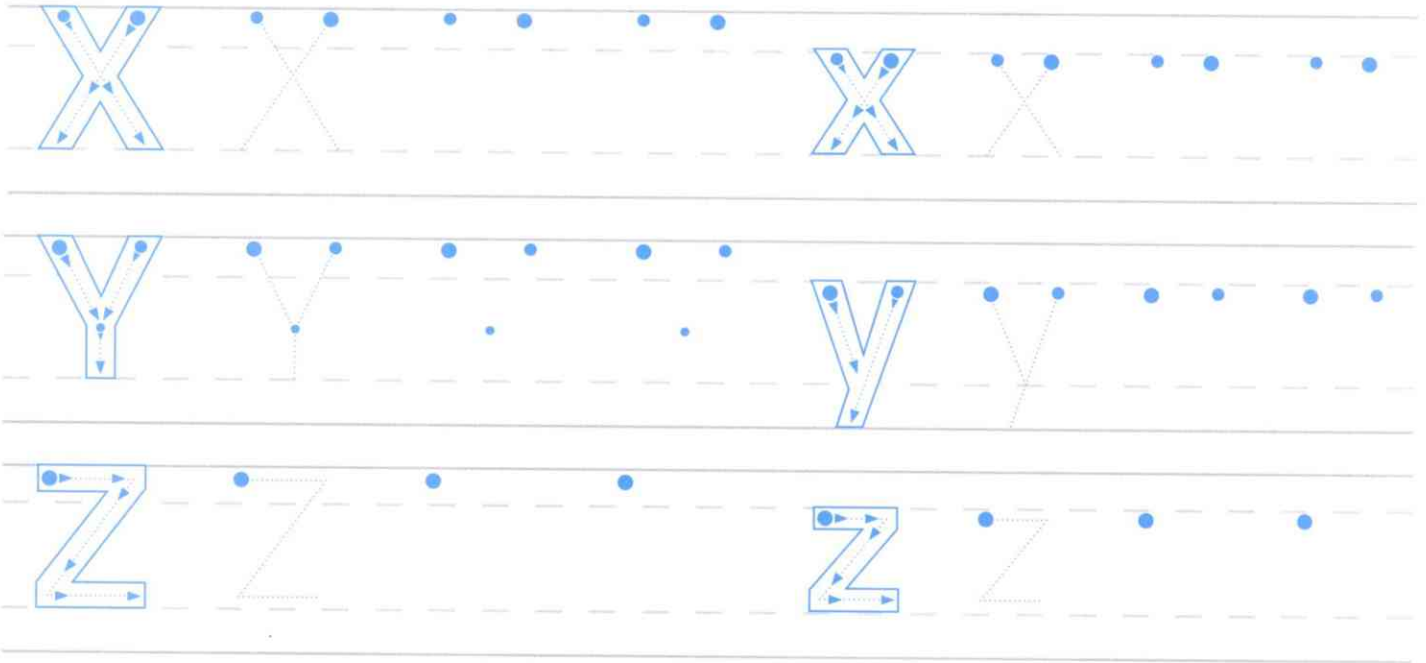


2 Draw and color.



Lesson 6

1 Trace and write.



2 Trace and say. Color.

fox

yogurt

zebra



1 Say and draw.




Picture Dictionary

Aa



Bb




Cc




Dd



Ee



Ff



Gg



Hh



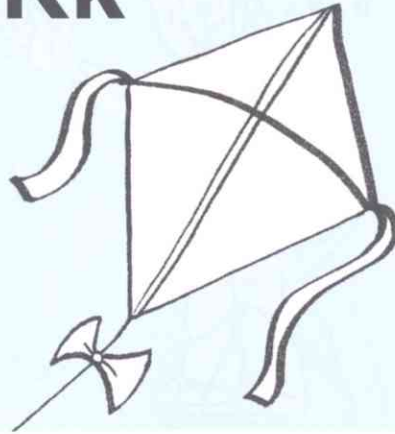
Ii



Jj



Kk




Ll




Mm



Nn



Oo



Pp




Qq




Rr



Ss




Tt



Uu



Vv




Ww



Xx


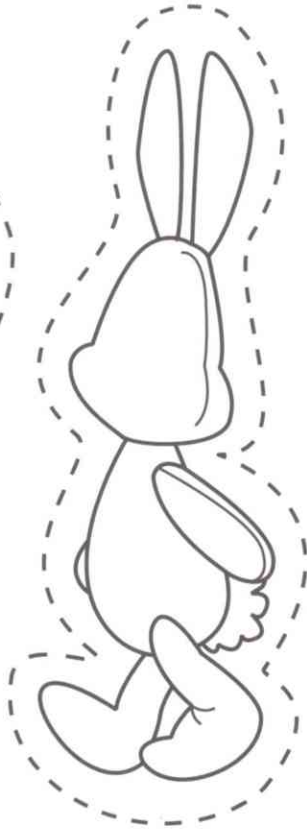
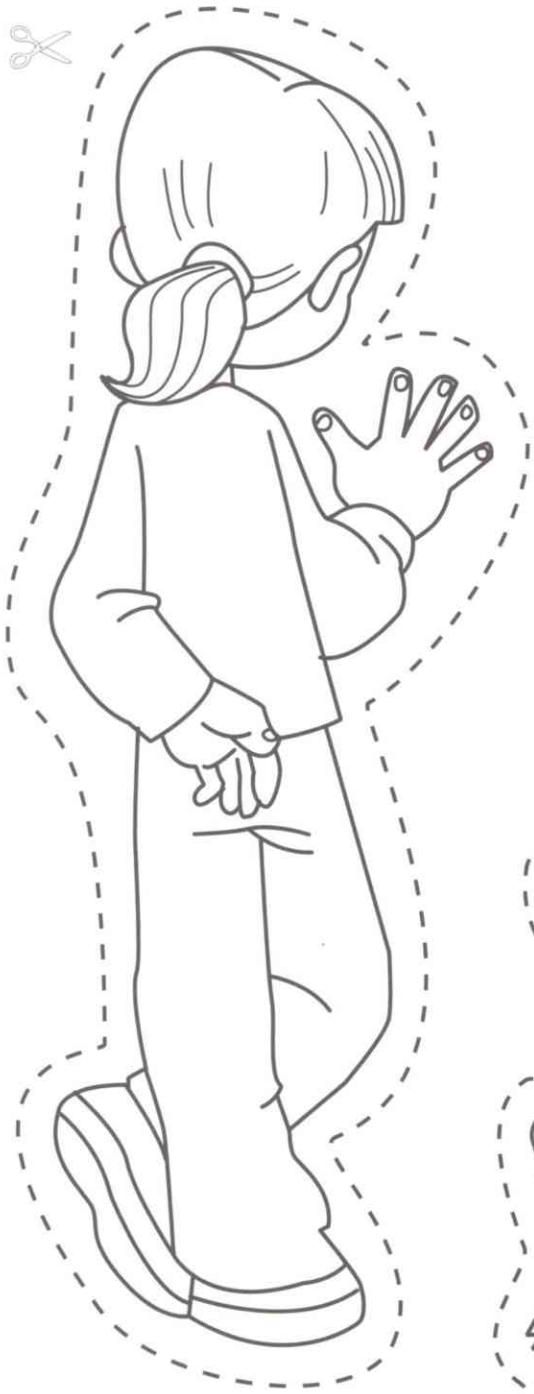


Yy



Zz





Songs

Unit 1

Lesson 2

Hello, Pat!
How are you?
Hello, Jig!
I'm fine, thank you.
Hello, Adam!
How are you?
Hello, Baz!
I'm fine, thank you.

Lesson 3

Point to Jig.
Point to Pat.
Stand up.
Sit down.
Clap, clap, clap!
Point to Baz.
Point to Tess.
Count to 10.
Yes, yes, yes!
1, 2, 3, 4, 5, 6, 7, 8, 9, 10!

Unit 2

Lesson 3

Look at me.
Look at me, please.
What's this?
It's a door.
Come in, come in,
Come in, please.
Look at me.
Look at me, please.
What's this?
It's a chair.
Sit down, sit down,
Sit down, please.
Look at me...
It's a window.
Open it, open it,
Open it, please.
Look at me...
It's a bin...
Clean up, clean up,
Clean up, please.

Unit 3

Lesson 3

Doll and robot,
Time to hide.
Doll and robot,
Count to five.
1, 2, 3, 4, 5!
Doll and robot,
Here I come.
Doll and robot,
Five to one.
5, 4, 3, 2, 1!

Unit 4

Lesson 3

How many pencils?
How many books?
Find them.
Count them.
Look, look, look!
Notebooks.
Water bottles.
Count them, too.
How many?
How many?
I can tell you.

Lesson 4

One, two, three.
Count with me.
How many buttons can you see?
One button, two buttons,
three buttons.
Yippee!
One, two, three.
Count with me.
How many beans can you see?
One, two, three.
Count with me.
How many clips can you see?

Unit 5

Lesson 3

Shapes and colors.
Shapes and colors.
Moving all around.
Shapes and colors.

Shapes and colors.

Shapes and colors now.

Red and purple.

Pink and green.

Yellow, white, and black.

Look at the shapes and colors.

Tell me. What's that?

Triangle, rectangle, circle,
square!

Unit 6

Lesson 3

Ten butterflies in the sky.
One more friend flying by.
How many butterflies in the sky?
Eleven butterflies in the sky...
Twelve butterflies in the sky...
Thirteen butterflies in the sky...
Fourteen butterflies in the sky...
Fifteen butterflies in the sky...
Sixteen butterflies in the sky...
Seventeen butterflies in the sky...
Eighteen butterflies in the sky...
Nineteen butterflies in the sky...
Twenty butterflies in the sky.

Unit 7

Lesson 3

Socks on the bed.
Socks on the floor.
Pick up the socks.
Now they're in the drawer.
Sweater on the bed.
Sweater on the floor.
Pick up the sweater.
Now it's in the drawer.
Shorts on the bed...
Now they're in the drawer.
Shirt on the bed...
Now it's in the drawer.

Lesson 4

Butterfly, butterfly
Look at you!
Yellow, orange, and blue!

Butterfly, butterfly

Look at me!

In the sky and on a tree!

Unit 8

Lesson 3

I have ten fingers,
I have ten toes.
I have two knees
and a little nose.
You have two legs,
You have ten toes.
You have two arms
and a little nose.

Unit 9

Lesson 3

Look at my pictures.
This is my family.
Come and meet my family,
Come and meet my family.
She is my mom,
He is my dad.
This is Jig
And this is Pat.
Adam is my brother,
Baz is my brother.
We are a family,
We love each other.

Unit 10

Lesson 3

Happy birthday to you.
Happy birthday to you.
We all like you.
Happy birthday to you.
Happy birthday to me.
Happy birthday to me.
I like my party.
Happy birthday to me.

Lesson 4

Happy birthday!
A present for you!
It's your special day!
Thank you, Mom!
A son, which for you!
Ice cream and MILAD
MILAD
MILAD
MILAD



