


First Friends 3

Activity Book



Susan Iannuzzi

OXFORD
UNIVERSITY PRESS

www.miladcollege.com



Level 3 Scope and sequence

Topics & Objectives	Vocabulary	Structure	Values & Everyday English	Songs, Projects, & Explore	Phonics
1 Hello (Introduction review) <ul style="list-style-type: none"> • Talk about the days of the week • Review the alphabet • Review initial sounds 	Monday Tuesday Wednesday Thursday Friday Saturday Sunday	I'm ... What day is it? It's (Monday).	Being helpful Can you help me, please? Sure.	It's a nice day. a-z song Explore: My Week	Revision: <ul style="list-style-type: none"> • alphabet • initial sounds
2 Our School (School people and places) <ul style="list-style-type: none"> • Ask about and identify people in school • Ask about and identify places in school 	classroom friend music room playground sandbox school bus seesaw teacher	What's this? It's (a sandbox). Who's this? She's / He's (a teacher).	Taking pride in your school I love our school. Yes, it's great. The classroom looks great.	Listen... Listen... sh song Explore: Music	Digraph sh sheep shoes fish
3 My Feelings <ul style="list-style-type: none"> • Talk about feelings • Ask about other people's feelings 	cold happy hot hungry sad thirsty scared sleepy	Are you (cold)? Yes, I am. No, I'm not.	Thinking of others Look out! Are you OK? I think so.	If you're happy and you know it th song Explore: Pets	Digraph th throw thumb bath
4 I Can Jump! (Abilities) <ul style="list-style-type: none"> • Talk about ability 	catch climb draw jump run write read sing	I can (jump). I can't (sing).	Being modest Yours is, too. Good job!	I can jump. My insect can climb ch song Project: Making a number insect	Digraph ch chocolate beach kitchen
5 My Home (Rooms and objects) <ul style="list-style-type: none"> • Describe a scene 	bathroom bedroom dining room kitchen living room plant sofa TV	There is (a kitchen). There are (plants).	Appreciating nature Don't break the plants. I'll be careful.	Look at my house! a song Explore: Plants flowers	CVC words with a

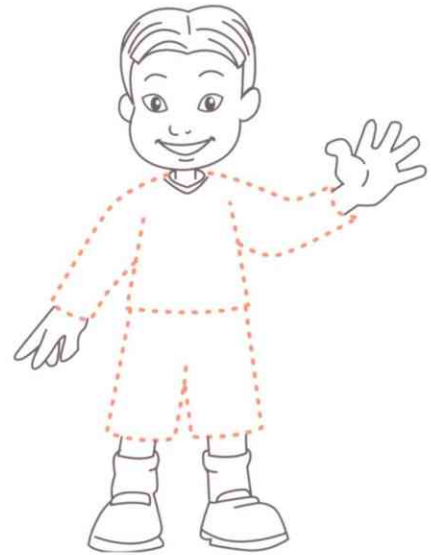
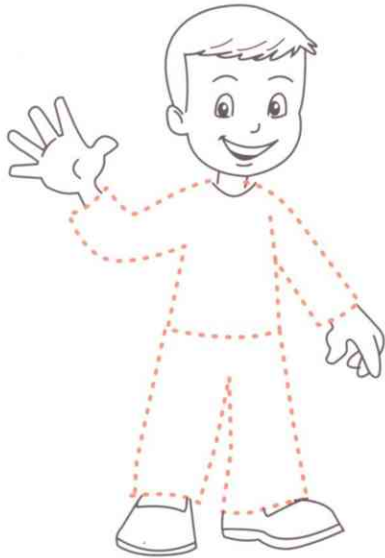


Topics & objectives	Vocabulary	Structure	Values & Everyday English	Songs, Projects, & Explore	Phonics
6 My Room (Bedroom objects) <ul style="list-style-type: none"> Describe the location of objects in a room using prepositions 	<i>bed</i> <i>blanket</i> <i>closet</i> <i>pillow</i> <i>shelf</i> <i>in</i> <i>on</i> <i>under</i> 1–20 (review)	<i>Where is it?</i> <i>It's in (the closet).</i> <i>It's on (the bed).</i> <i>It's under (the bed).</i>	Keeping your room neat <i>Let's make the bed.</i> <i>Please help me.</i> <i>That's better.</i>	Put your hand on your head <i>e</i> song Explore: Beds	<i>CVC words with e</i> <i>jet</i> <i>net</i> <i>wet</i>
7 On Vacation <ul style="list-style-type: none"> Ask about quantity Count the number of objects in a scene 	<i>beach</i> <i>bucket</i> <i>crab</i> <i>sandcastle</i> <i>sea</i> <i>shell</i> <i>spade</i> <i>umbrella</i>	<i>How many (shells) are there?</i> <i>There are (ten).</i>	Telling the truth <i>We did it.</i> <i>We're sorry.</i>	Ten umbrellas in the sun Sitting on the beach <i>i</i> song Project: Making an under-the-sea collage.	<i>CVC words with i</i> <i>big</i> <i>dig</i> <i>wig</i>
8 Let's Eat! (Foods) <ul style="list-style-type: none"> Describe what food people have 	<i>cheese</i> <i>chicken</i> <i>fish</i> <i>milk</i> <i>potato</i> <i>rice</i> <i>salad</i> <i>soup</i>	<i>She / He has (rice).</i>	Respecting your elders <i>Watch me.</i> <i>Go ahead.</i> <i>Now you try.</i>	I love food! <i>o</i> song Explore: Breakfast Time	<i>CVC words with o</i> <i>hop</i> <i>mop</i> <i>top</i>
9 Festival Fun! <ul style="list-style-type: none"> Talk about other people's ability 	<i>acrobat</i> <i>bicycle</i> <i>clown</i> <i>drum</i> <i> juggler</i> <i>parrot</i> <i>tent</i>	<i>She / He can (climb).</i> <i>It can (sing).</i>	Keeping places clean <i>Please pick that up.</i> <i>Throw it away.</i>	Let's all go to the festival <i>u</i> song Explore: The Circus	<i>CVC words with u</i> <i>bun</i> <i>run</i> <i>sun</i>
10 Jobs <ul style="list-style-type: none"> Ask about people and identify their jobs 	<i>doctor</i> <i>farmer</i> <i>firefighter</i> <i>nurse</i> <i>pilot</i> <i>police officer</i> <i>singer</i> <i>taxi driver</i>	<i>Is she / he (a doctor)?</i> <i>Yes, she / he is.</i> <i>No, she / he isn't.</i>	Being safe <i>Wait, It's not safe.</i> <i>It's safe now.</i> <i>Let's cross.</i>	How are you today? Bean plant, bean plant Project: Growing a bean plant	<i>Review</i>



Lesson 1



1 Trace and color.



Baz





Sam

2 Draw yourself. Write and say.



Lesson 2



1 Trace and say. Draw.

Monday 	
Tuesday 	
Wednesday	
Thursday	
Friday 	
Saturday 	
Sunday	






Lesson 3

1 Match and say.



Lesson 4

1 Look and choose. Draw.



Lesson 5


1 Trace and draw.

Tuesday

I'm at school.

Saturday

I'm at home.




Lesson 6

1 Circle.




a c d




t f p




b l k



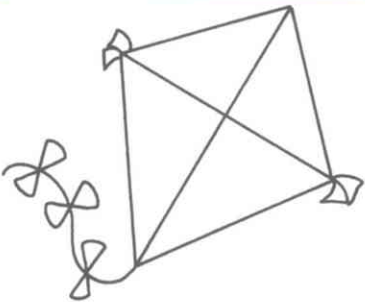
s h u



n u v



p o a



k d t



s f w



n



Review

1 Say and group.



Tuesday

Friday

Saturday

Sunday


Thursday

Monday

Wednesday



1 Match and say.



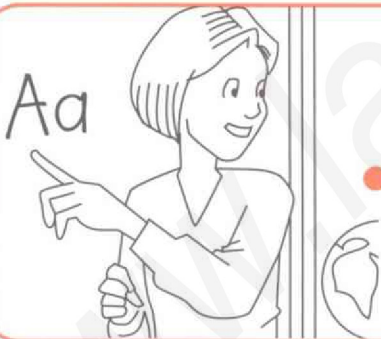

music room

sandbox




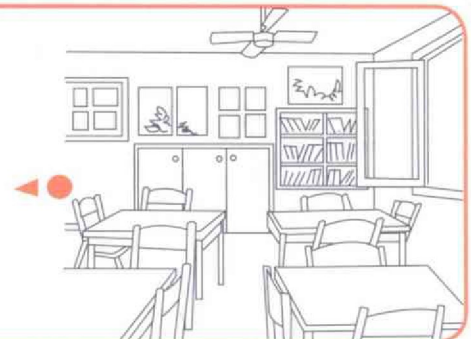
playground

school bus



teacher

classroom



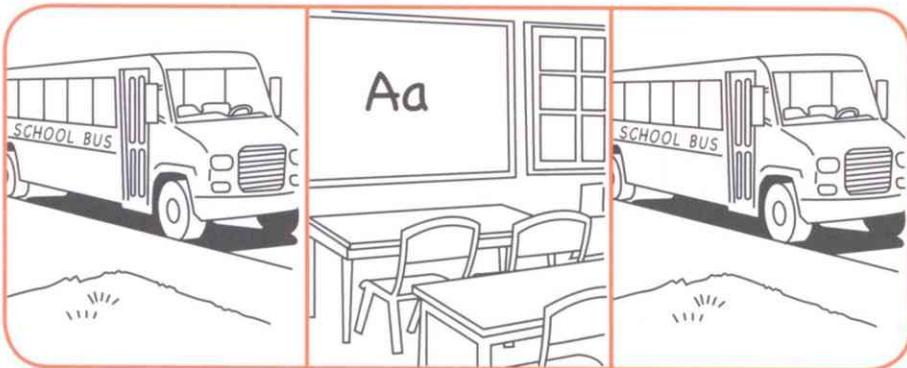


seesaw

friend

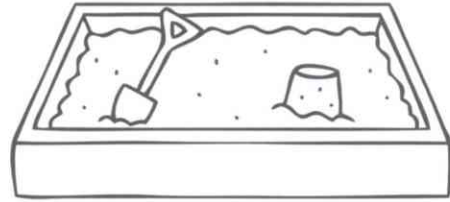


Lesson 2

1 Say and join.



1 Match and write. Color.



It's a

sandbox.

Jig ▶▶

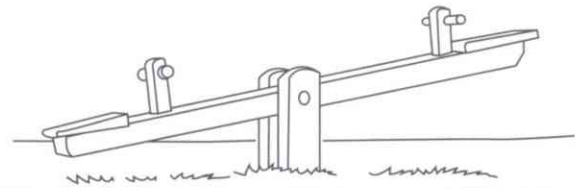
seesaw ▶▶

sandbox ▶▶

Pat ▶▶



It's



It's a



It's

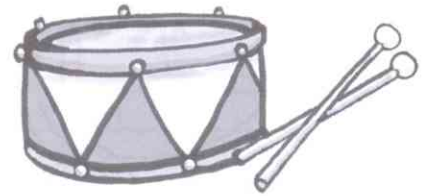


1 Say and trace. Match.

drum



violin



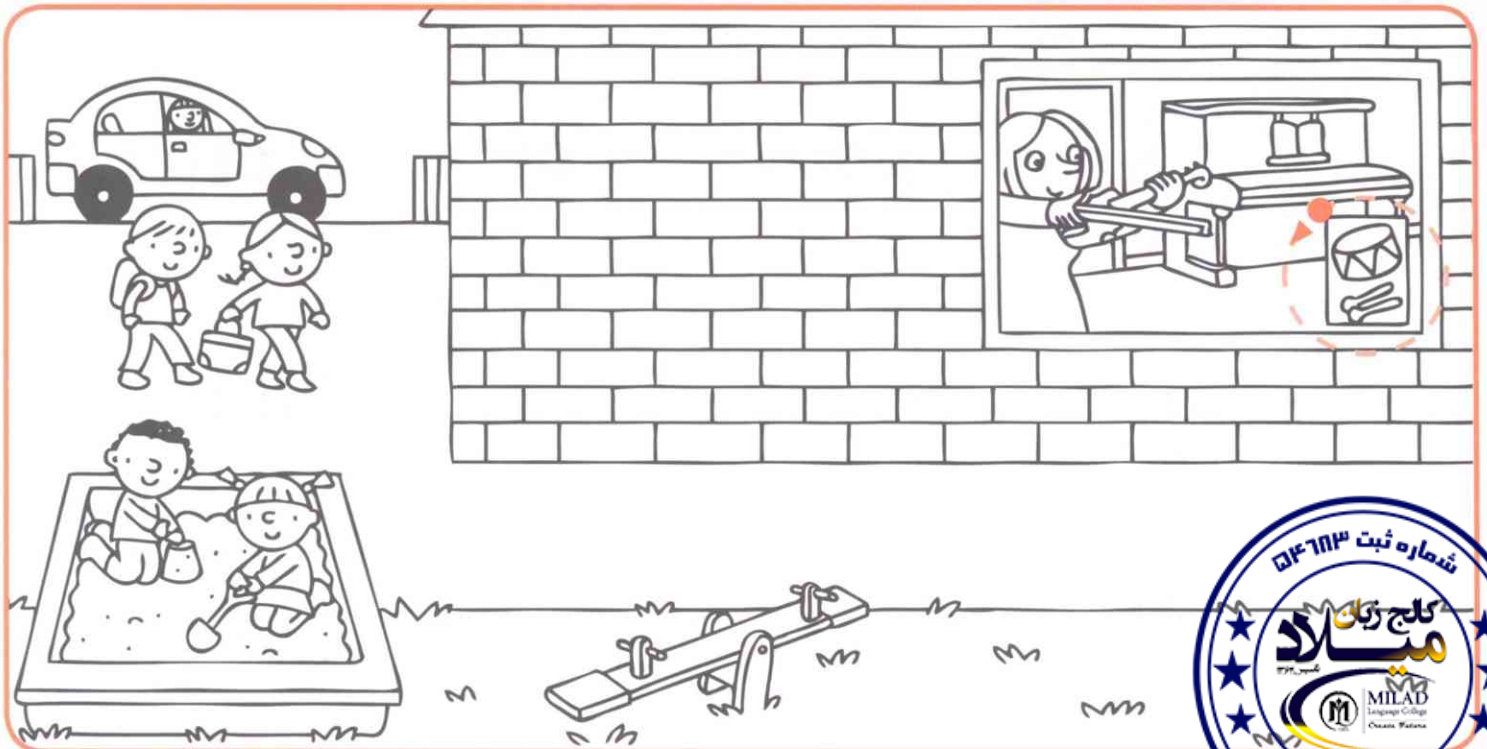
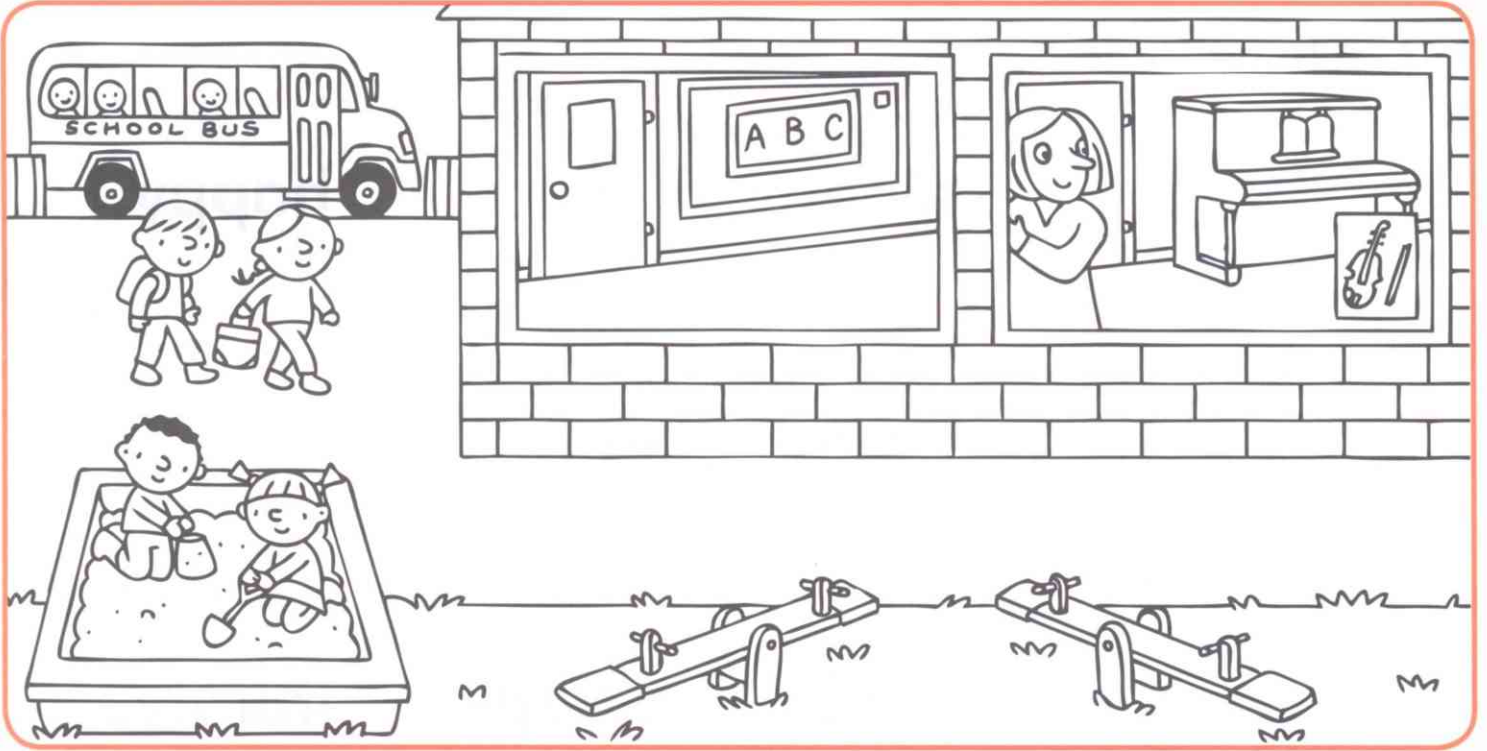
2 Count and say. Write.







1 Find and say. Circle.



Lesson 1

1 Circle and say.



sleepy



cold

happy



sad

hot

hungry



cold

sleepy

thirsty



happy

hot

scared



sleepy

sad

thirsty



hot

cold

happy



Lesson 2

1 Match and write.



I'm

sad

happy



sleepy

I'm

sad



I'm

hungry



I'm



Lesson 3

1 Look and write.

Yes No

Are you cold?



Yes

Are you thirsty?



Yes

Are you hot?



Yes

Are you sad?




Yes

1 Look and choose. Draw.





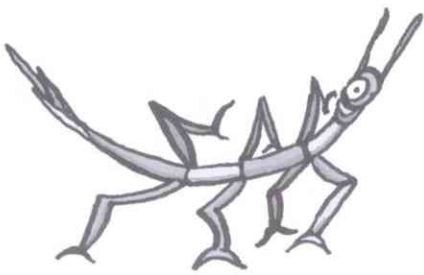
Are you OK?



Lesson 5


1 Look and say. Write.

rabbit insect horse



insect

2 Say and trace.




1 Circle *th*. Trace and write.



th th

2 Write and say.



ba




row



Review

1 Find and match. Say.

scared hungry thirsty



cold

sleepy

2 Look and say. Draw.



I Can Jump!

Lesson 1

1 Match and say.

run



climb



jump



draw

write

catch

read

sing



Lesson 2

1 Write and draw.

catch read jump climb

I can

I can't



1 Look and say. Write.

can can't



I

kick.



I

catch.



I

sing.





I



Lesson 4

1 Look and choose. Draw.



1 Follow the numbers.

6 1 4 10 11

1 2 6 13 5

3 4 8 16 18

16 9 9 5 6 9 5

2 15 2 1 7 3 10

8 13 10 9 8 4 12

9 4 11 6 11 8 18

7 13 12 17 15 13 11

15 14 11 7 17 7 4

16 17 18 19

10 3 5 20




Lesson 6

1 Circle *ch*. Trace and write.




ch ch

2 Write and say.



air



kit



1 Say and join.

The grid contains 20 illustrations arranged in 4 rows and 5 columns. A dashed line with arrowheads connects the first five columns to the final column on the right. The illustrations are as follows:

- Row 1: Jumping girl, Drawing boy, Jumping girl, Drawing boy, Jumping girl, Playing ball girl.
- Row 2: Hanging boy, Drawing boy, Playing ball girl, Hanging boy, Drawing boy, Singing girl.
- Row 3: Singing girl, Singing girl, Hanging boy, Singing girl, Singing girl, Drawing boy.
- Row 4: Playing ball girl, Jumping girl, Singing girl, Playing ball girl, Jumping girl, Hanging boy.






Unit
5


My Home

Lesson 1

1 Match and circle.



plant
living room



dining room
sofa




plant
kitchen



living room
bedroom



dining room
living room



plant
TV



Lesson 2

1 Read and draw.



bedroom

dining room


2 Draw and say.

My home



Lesson 3

1 Look, read and circle.



There's a sofa.

Yes

No

There's a TV.

Yes

No

There's a chair.

Yes

No

There's a plant.

Yes

No

There's a table.

Yes




No

There's a doll.

Yes



1 Look and choose. Draw.




Lesson 5

1 Read and draw. Color.

This plant is big.

It is green.

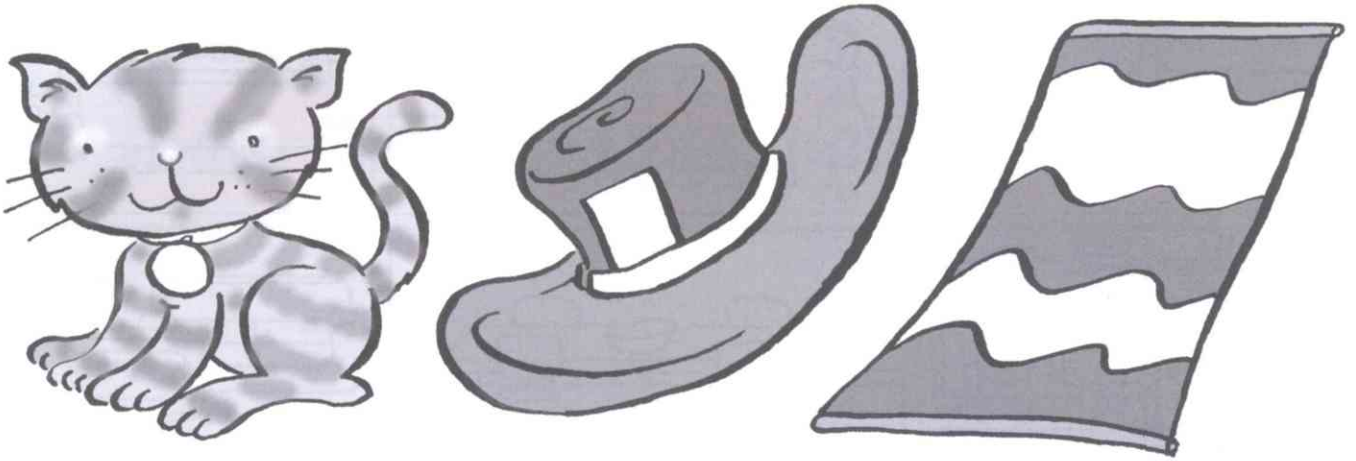


**This plant is
small.**

It is purple.




1 Trace and write.




at at

2 Write and say.



at



at

1 Write and say.

bed blanket ~~shelf~~ pillow closet



Lesson 2

1 Trace and match.

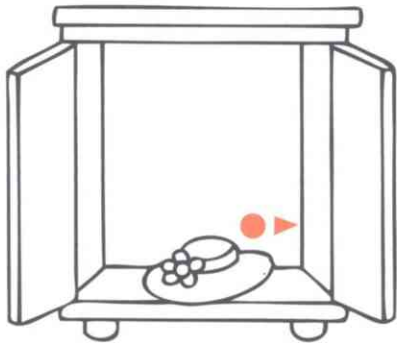


on


in

under


on



2 Write. Ask and answer.



It's _____ the bed.



It's _____ the closet.



It's _____ the table.



It's _____ the sofa.

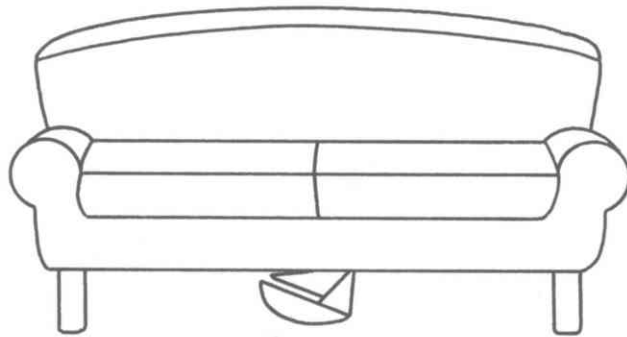


Lesson 3

1 Look, read, and write.

in on under

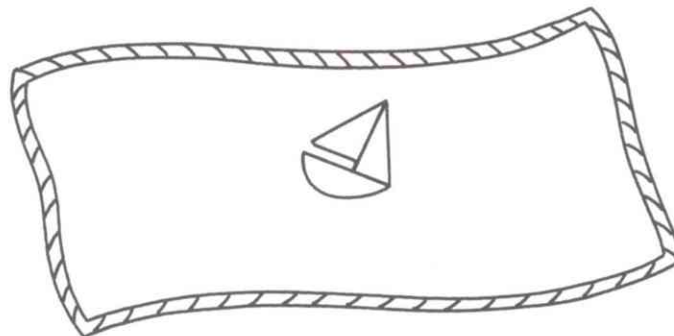
sofa jacket mat



The boat is under the sofa.




The boat is _____ the _____.



The boat is _____ the _____.



Lesson 4

1 Look and choose. Draw.



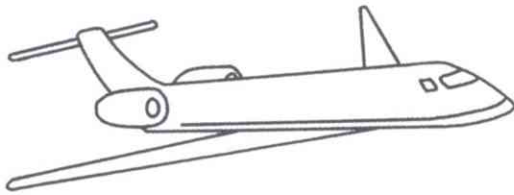
1 Read and match. Write.

- 1 My bed is a boat.
- 2 My bed is under a table.
- 3 My bed is a car.
- 4 My bed is in a tree.

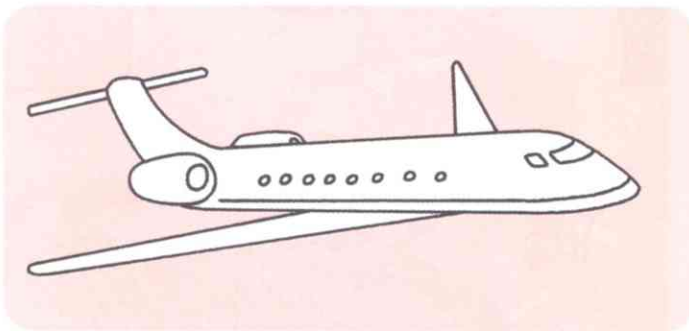


Lesson 6

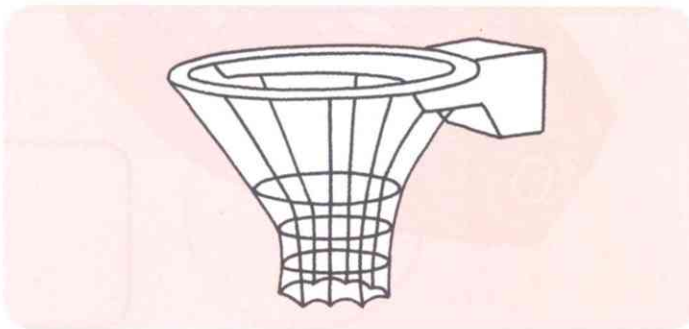
1 Trace and write.



2 Write and say.



t j e




e t n



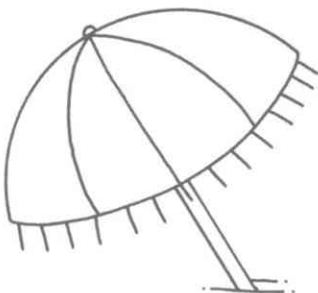

Lesson 1

1 Write and say.

umbrella shell crab
beach sandcastle sea




shell





Lesson 2

1 Count and write.




2



Lesson 3

1 Join the dots.



2 Look, read, and write.

How many sandcastles are there?

There are _____ sandcastles.





1 Look and choose. Draw.



We did it. We're sorry.



The dog did it.




Lesson 5

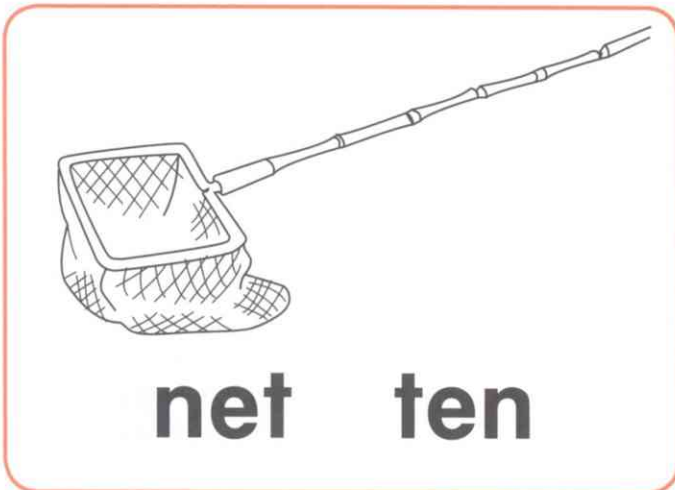

1 Color and say.

beach (yellow) sea (blue) crab (red)

shells (orange) octopus (purple) umbrella (green)







1 Circle.



Review

1 Match and color.



1 Match.




fish
soup
milk
salad
chicken
potato
cheese
rice



Lesson 2

1 Look, read, and write.

chicken salad soup fish cheese rice



She has

_____ , _____ ,

and _____ .



He has

_____ , _____ ,

and _____ .

2 Draw and say.

I have ...




1 Read and match. Write.

1 She has two sandwiches.

2 He has two sandwiches.


3 She has five potatoes.

4 He has four potatoes.



Lesson 4


1 Look and choose. Draw.



1 Read and say. Draw.

I'm Ben.

I have chicken
and potatoes.




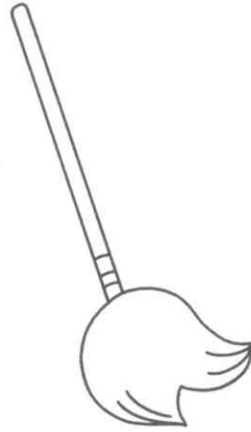
I'm Meg.

I have fish and
rice.



Lesson 6

1 Trace and write.



2 Write and say.









o p h



p o m



1 Look and match.




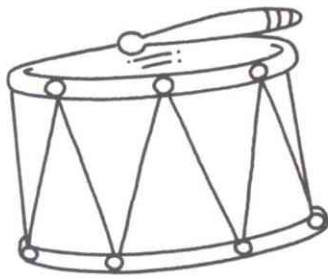
Lesson 1

1 Write and say.

acrobat bicycle clown tent
drum juggler parrot



juggler



Lesson 2

1 Read and circle.



She can sing.

Yes

No



He can climb.

Yes

No



She can jump.

Yes

No



He can catch.

Yes

No

2 Write and draw.

I can _____ .



Lesson 3

1 Read and match. Write.

1 She can draw.



2 He can't climb.




3 She can't run.




4 He can catch.



5 She can kick.



1 Look and choose. Draw.



Lesson 5

1 Read and write.

drum juggler bicycle clown parrot



She is a

juggler

She has a



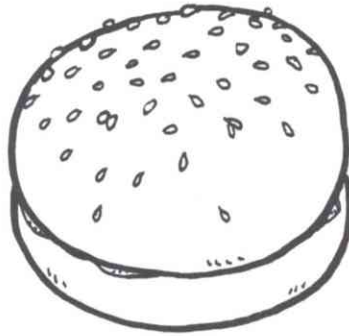
He is a

He is on a

He can play a




1 Trace and write.

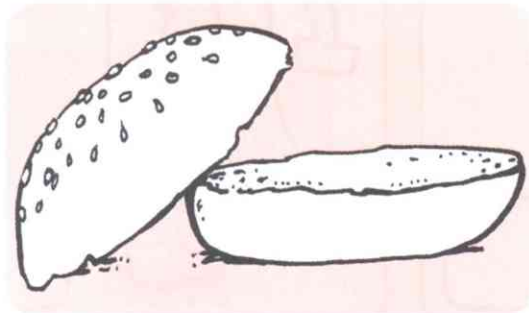


un un

2 Write and say.



un





un



Review

1 Look, order, and write.



1 Write and trace.



— doctor



— farmer



— pilot



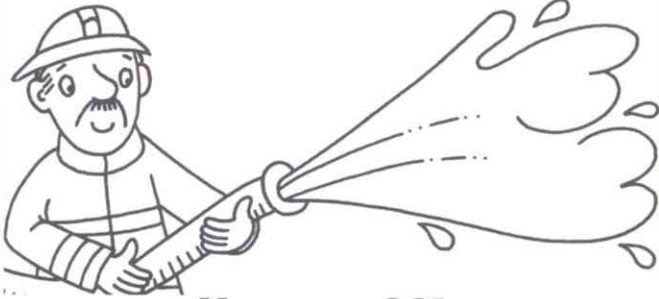
— singer



— nurse

Lesson 2


1 Circle and say.



police officer
(firefighter)



doctor
police officer



acrobat
teacher



farmer
taxi driver



pilot
 juggler



school bus
singer



1 Read and circle.



He is a firefighter. Yes No



He is a farmer. Yes No



She is a singer. Yes No



He is a nurse. Yes No



She is a juggler. Yes No





She is a doctor. Yes No






Lesson 4

1 Look and choose. Draw.






1 Read and match. Write.

- 1 The bean is in the jar.
- 2 Water the bean.
- 3 Put the jar in the window.
- 4 Look at the plant!






Lesson 6

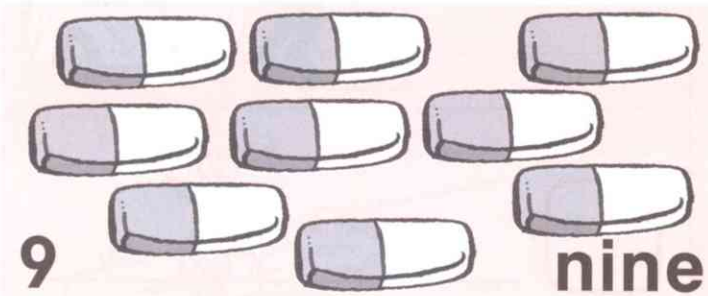
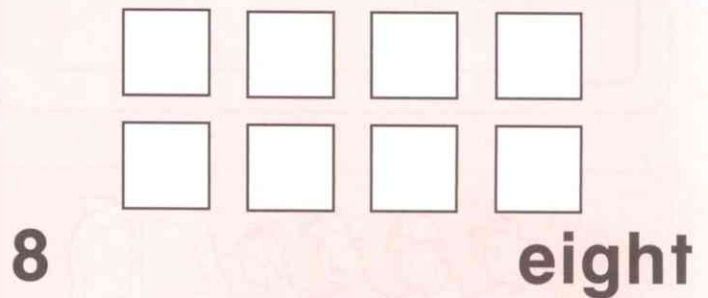





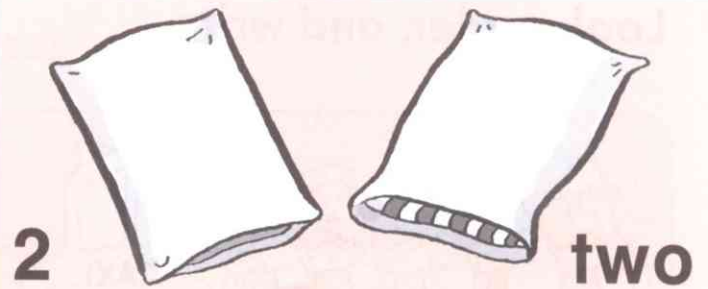

1 Say and match the rhyming words.








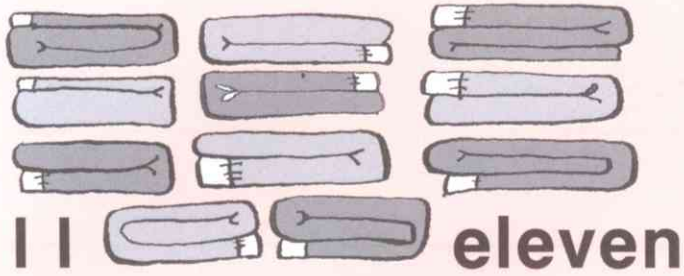


1 Look, order, and write.



Numbers




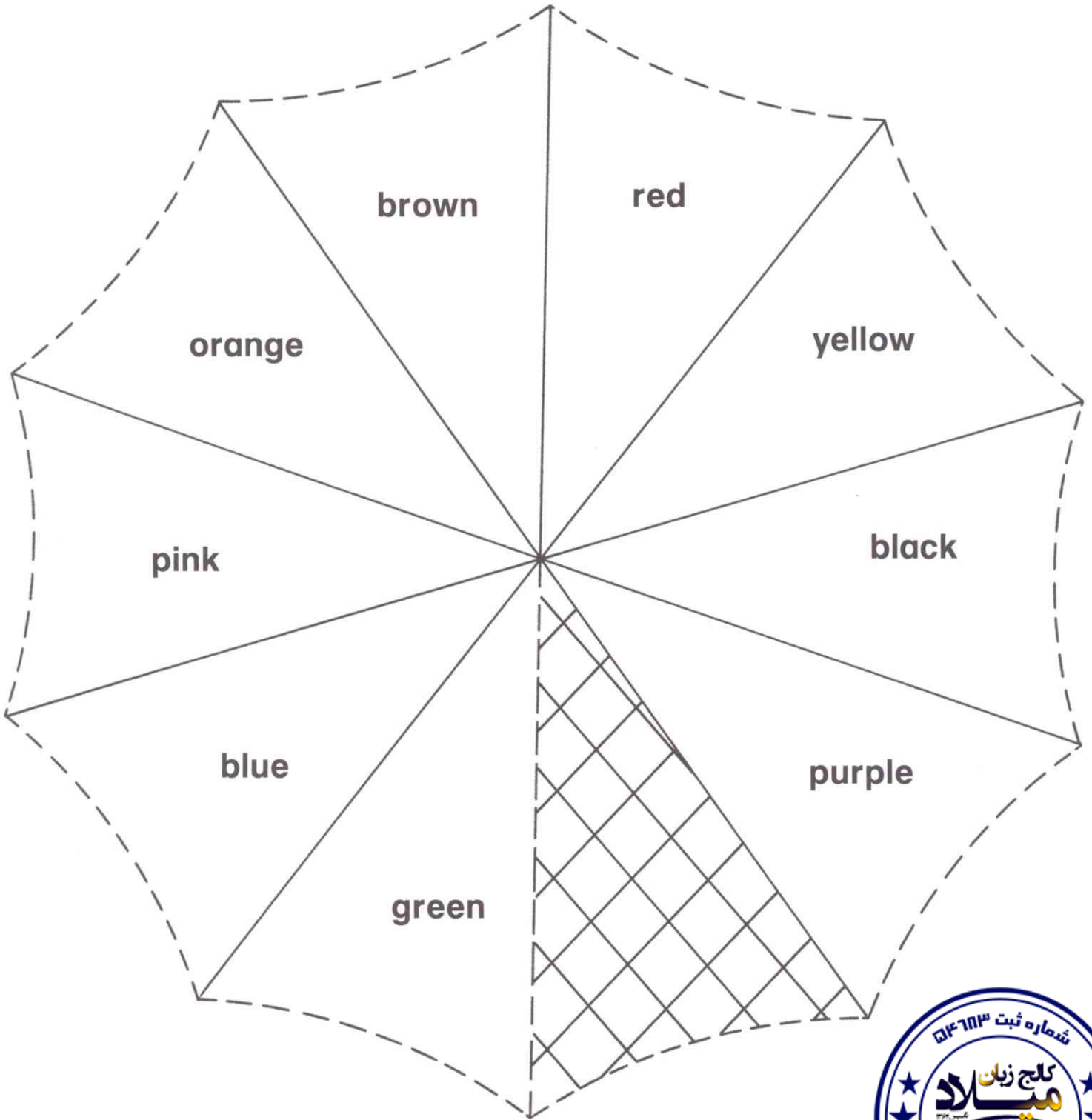


Writing Grid

A series of horizontal writing lines for practice, consisting of solid top and bottom lines with a dashed midline.



Make a Beach Umbrella



Songs

Unit 1

Lesson 2

Monday, Tuesday,
Wednesday, Thursday,
Friday, Saturday, Sunday.
It's a nice day!
It's Monday.

Unit 2

Lesson 2

Listen... Listen...
What's this? What's this?
It's the school bus! It's the
school bus!

Listen... Listen...
What's this? What's this?
It's the playground! It's the
playground!

Listen... Listen...
What's this? What's this?
It's the music room! It's the
music room!

Listen... Listen...
Who's this? Who's this?
It's the teacher! It's the
teacher!

Unit 3

Lesson 2

If you're happy and you know
it, clap your hands.
If you're happy and you know
it, clap your hands.
If you're happy and you know
it,
And you really want to show
it,
If you're happy and you know
it, clap your hands.
If you're sad and you know it,
stamp your feet.
If you're sad and you know it,
stamp your feet.
If you're sad and you know it,
And you really want to show
it,
If you're sad and you know it,
stamp your feet.

Unit 4

Lesson 2

I can jump.
I can climb.
I can sing and count to five.
I can throw.
I can kick.
I can catch and run and hide.

Lesson 5

My insect can climb.
My insect can crawl.
My insect is long.
Now it's like a ball!

My insect can count.
Can you see?
It has all the numbers.
Count them with me:
One... two... three... four... five...

Unit 5

Lesson 2

Look at my house! Look at
my house!
It has a dining room.
It has a bathroom.
It has a bedroom and a lamp.

Look at my house! Look at
my house!
It has a living room.
It has a kitchen.
It has a sofa and a plant.

Unit 6

Lesson 2

Put your hand on your head.
Put your hand on your nose.
Put your hand on your leg.
Put your hand on your toes.

Put your hand in your bag.
Put your hand in the air.
Put your hand under your
book.
Shake your hands everywhere!

Unit 7

Lesson 2

Ten umbrellas in the sun,
There's a color for everyone.
Let's look and see.
Blue for you; purple for me.
Yellow, orange, green and red.
Sun is shining,
Hide your head!

Lesson 5

Sitting on the beach, looking
at the sea.
What's under the water?
Come, look with me.

Fish! Shells! An octopus! Can
you see?

Sitting on the beach, looking
at the sea.
What color are these things?
Come, look with me.

Blue! Green! And purple, too!
Can you see?

Unit 8

Lesson 2

Salad and soup,
Chicken and cheese.
I love food!
Let's eat, please!

Fish and potatoes,
Milk and rice.
I love food!
Yummy! It's nice.

Unit 9

Lesson 2

(Chorus)
Let's all go to the festival.
Let's all go to the festival.
Let's all go to the festival.
What can you see?

I can see an acrobat.
I can see an acrobat.
I can see an acrobat.
He can jump and climb.
(Chorus)
I can see a juggler.

I can see a juggler.
I can see a juggler.
She can throw and catch.
(Chorus)
I can see a clown.
I can see a clown.
I can see a clown.
He can play a drum.

Unit 10

Lesson 2

How are you today?
How are you today?
I'm not very well.
Is the doctor on the way?
How are you today?
How are you today?
Thanks to the doctor,
I can play!

Lesson 5
Bean plant, bean plant,
Grow, grow, grow!
Water and sun,
Grow, grow, grow!
(repeat)



OXFORD
UNIVERSITY PRESS

Great Clarendon Street, Oxford, OX2 6DP, United Kingdom

Oxford University Press is a department of the University of Oxford.
It furthers the University's objective of excellence in research, scholarship,
and education by publishing worldwide. Oxford is a registered trade
mark of Oxford University Press in the UK and in certain other countries

© Oxford University Press 2011

The moral rights of the author have been asserted

First published in 2011

2016 2015 2014 2013 2012

10 9 8 7 6 5 4 3 2

No unauthorized photocopying

All rights reserved. No part of this publication may be reproduced, stored
in a retrieval system, or transmitted, in any form or by any means, without
the prior permission in writing of Oxford University Press, or as expressly
permitted by law, by licence or under terms agreed with the appropriate
reprographics rights organization. Enquiries concerning reproduction outside
the scope of the above should be sent to the ELT Rights Department, Oxford
University Press, at the address above

You must not circulate this work in any other form and you must impose
this same condition on any acquirer

Links to third party websites are provided by Oxford in good faith and for
information only. Oxford disclaims any responsibility for the materials
contained in any third party website referenced in this work

ISBN: 978 0 19 443369 3

Printed in China

This book is printed on paper from certified and well-managed sources

ACKNOWLEDGEMENTS

Illustrations by: John Haslam pp.4,6, 7, 11 (bottom right), 13, 14, 21, 28, 31, 35,
45, 49, 56, 59, 63, 66, 70, 73; Cathy Hughes pp.5, 9, 11, 12, 13, 16, 17, 18, 24,
27, 30, 32, 40, 41, 44, 46, 51, 52, 54, 57, 58, 60, 62, 68, 71, 72.; Lisa Williams/
Sylvie Poggio Artists pp.10, 15, 19, 20, 22, 23, 25, 29, 33, 34, 37, 38, 39, 42, 43,
47, 48, 50, 53, 55, 61, 64, 65, 67, 69, 74, 75

**The publishers advise that project work involving cutting and
sticking should be carried out under the supervision of an adult.**

