

CAMBRIDGE

British  
English

# Super Safari

## Pupil's Book



Herbert Puchta    Günter Gerngross    Peter Lewis-Jones

[www.miladcollege.com](http://www.miladcollege.com)



**CAMBRIDGE**  
UNIVERSITY PRESS

University Printing House, Cambridge CB2 8BS, United Kingdom

Cambridge University Press is part of the University of Cambridge.

It furthers the University's mission by disseminating knowledge in the pursuit of education, learning and research at the highest international levels of excellence.

[www.cambridge.org](http://www.cambridge.org)

Information on this title: [www.cambridge.org/9781107477070](http://www.cambridge.org/9781107477070)

© Cambridge University Press 2015

This publication is in copyright. Subject to statutory exception and to the provisions of relevant collective licensing agreements, no reproduction of any part may take place without the written permission of Cambridge University Press.

First published 2015

Printed in Italy by Rotolito Lombarda S.p.A.

*A catalogue record for this publication is available from the British Library*

ISBN 978-1-107-47707-0 Pupil's Book with DVD-ROM Level 3

ISBN 978-1-107-47708-7 Activity Book Level 3

ISBN 978-1-107-47709-4 Teacher's Book Level 3

ISBN 978-1-107-47728-5 Teacher's DVD Level 3

ISBN 978-1-107-47712-4 Class Audio CDs Level 3

ISBN 978-1-107-47716-2 Flashcards Level 3

ISBN 978-1-107-47720-9 Presentation Plus DVD-ROM Level 3

ISBN 978-1-107-49664-4 Posters Level 3

ISBN 978-1-107-47732-2 Puppet

Additional resources for this publication at [www.cambridge.org/supersafari](http://www.cambridge.org/supersafari)

Cambridge University Press has no responsibility for the persistence or accuracy of URLs for external or third-party internet websites referred to in this publication, and does not guarantee that any content on such websites is, or will remain, accurate or appropriate. Information regarding prices, travel timetables, and other factual information given in this work is correct at the time of first printing but Cambridge University Press does not guarantee the accuracy of such information thereafter.

[www.miladcollege.com](http://www.miladcollege.com)



# Super Safari

Level 3

Pupil's Book

Herbert Puchta • Günter Gerngross • Peter Lewis-Jones

 CAMBRIDGE  
UNIVERSITY PRESS

[www.miladcollege.com](http://www.miladcollege.com)





# Map of the book

|   |  |  |   |                                   |  |
|---|--|--|---|-----------------------------------|--|
| <b>Hello!</b> (pages 4–7)   |  |  |   |                                   |  |
| <b>Vocabulary</b><br>Hello! What's your name? I'm ...   |  | <b>Grammar</b><br>red, blue, green, orange, purple, yellow     |   |                                   |  |
| ▶ <b>Song:</b> What's your name?  |  |  |   |                                   |  |
| <b>1 My classroom</b> (pages 8–15)  |  |  |   |                                   |  |
| <b>Vocabulary</b><br>pencil, chair, bag, rubber, book, desk   |  | <b>Vocabulary 2</b><br>seven, eight, nine, ten                 | <b>Story and value</b><br><i>The pencil</i><br>Lending                | <b>CLIL</b><br>Actions at school  | <b>Thinking skills</b><br>Categorising           |
| ▶ <b>Total physical response:</b> Stand up. Put your bag on your desk. Sit down. Open your book. Pick up your pencil. Close your book.              |  |  | ▶ <b>Song:</b> In the classroom                                       |                                   |  |
| <b>2 My family</b> (pages 16–23)  |  |  |   |                                   |  |
| <b>Vocabulary</b><br>grandpa, grandma, mum, dad, sister, brother  |  | <b>Grammar</b><br>This is my (brother).                        | <b>Story and value</b><br><i>The sandwiches</i><br>Sharing            | <b>CLIL</b><br>Family trees       | <b>Thinking skills</b><br>Organising information |
| ▶ <b>Total physical response:</b> Open the door. Say hello to your mum. Sit down. What's that? Stand up. It's a sandwich.                           |  |  | ▶ <b>Song:</b> We're the Royal family!                                |                                   |  |
| <b>3 My face</b> (pages 24–31)  |  |  |   |                                   |  |
| <b>Vocabulary</b><br>eyes, ears, nose, face, teeth, mouth   |  | <b>Grammar</b><br>I'm / You're (angry / happy / sad / scared). | <b>Story and value</b><br><i>The monster</i><br>Being nice to friends | <b>CLIL</b><br>Music and feelings | <b>Thinking skills</b><br>Interpreting feelings  |
| ▶ <b>Total physical response:</b> Close your eyes. Put out your hands. What is it? Open your eyes. A present! You're happy! Give your friend a hug. |  |  | ▶ <b>Song:</b> Hey, little clown                                      |                                   |  |
| <b>4 My toys</b> (pages 32–39)  |  |  |   |                                   |  |
| <b>Vocabulary</b><br>ball, kite, rope, teddy bear, doll, plane  |  | <b>Grammar</b><br>I've got a (ball).                           | <b>Story and value</b><br><i>The ball</i><br>Working together         | <b>CLIL</b><br>Playing outside    | <b>Thinking skills</b><br>Remembering sequences  |
| ▶ <b>Total physical response:</b> Throw the ball. Look at the ball. Throw the rope. Catch the ball. Bounce the ball. Put the ball in your bag.      |  |  | ▶ <b>Song:</b> I haven't got a kite                                   |                                   |  |



|  |                                    |  |                                |   |   |                                      |  |                            |
|--|------------------------------------|--|--------------------------------|---|---|--------------------------------------|--|----------------------------|
| <b>5 My house</b> (pages 40–47)  |                                    |  |                                |   |   |                                      |  |                            |
| <b>Vocabulary</b><br>bath, cupboard, bed, sofa, table, armchair  |                                    | <b>Grammar</b><br>The (doll) is (in / on / under) the (cupboard).  |                                | <b>Story and value</b><br><i>The cap</i><br>Listening to people             |   | <b>CLIL</b><br>Homes                 | <b>Thinking skills</b><br>Planning and making    |                            |
| ▶ <b>Total physical response:</b> Where's the cat? Listen. Look on the sofa. Look under the table. No, it isn't there. Oh look! It's in the cupboard!                      |                                    |  |                                |   | ▶ <b>Song:</b> Put your toys away!        |                                      |  |                            |
| <b>6 On the farm</b> (pages 48–55)   |                                    |  |                                |   |   |                                      |  |                            |
| <b>Vocabulary</b><br>cat, horse, cow, dog, rabbit, sheep   |                                    | <b>Grammar</b><br>My favourite (colour) is (orange).               |                                | <b>Story and value</b><br><i>I like your colours!</i><br>Paying compliments |   | <b>CLIL</b><br>Where animals live    | <b>Thinking skills</b><br>Categorising           |                            |
| ▶ <b>Total physical response:</b> Sniff like a rabbit. Eat like a rabbit. Look! A dog! Hop, rabbit, hop! Run, dog, run! Hide, rabbit, hide!                                |                                    |  |                                |   | ▶ <b>Song:</b> The animal boogie          |                                      |  |                            |
| <b>7 I'm hungry!</b> (pages 56–63)   |                                    |  |                                |   |   |                                      |  |                            |
| <b>Vocabulary</b><br>carrots, sausages, apples, cakes, ice cream, chips  |                                    | <b>Grammar</b><br>I like / don't like (carrots).                   |                                | <b>Story and value</b><br><i>Cakes and ice cream</i><br>Eating sensibly     |   | <b>CLIL</b><br>Where food comes from | <b>Thinking skills</b><br>Organising information |                            |
| ▶ <b>Total physical response:</b> Smell. What's that smell? You're hungry. Go into the kitchen. Listen. Look – chips! Take one. Eat the chip. You like chips. Yummy!       |                                    |  |                                |   | ▶ <b>Song:</b> I don't like chips         |                                      |  |                            |
| <b>8 All aboard!</b> (pages 64–71)   |                                    |  |                                |   |   |                                      |  |                            |
| <b>Vocabulary</b><br>boat, train, car, scooter, bus, bike  |                                    | <b>Grammar</b><br>I'm / You're (riding) a (bike).                  |                                | <b>Story and value</b><br><i>Oh what fun!</i><br>Saying thank you           |   | <b>CLIL</b><br>Shape pictures        | <b>Thinking skills</b><br>Focusing on detail     |                            |
| ▶ <b>Total physical response:</b> You're flying your plane. There's a café under the plane. Land your plane. Get out and go to the café. Ask for lots of ice cream. Yummy! |                                    |  |                                |   | ▶ <b>Song:</b> We're having fun!          |                                      |  |                            |
| <b>9 Party clothes</b> (pages 72–79)   |                                    |  |                                |   |   |                                      |  |                            |
| <b>Vocabulary</b><br>hat, belt, boots, shirt, badge, shoes   |                                    | <b>Grammar</b><br>Let's have (biscuits / crisps / salad / sweets). |                                | <b>Story and value</b><br><i>Nice work!</i><br>Tidying up                   |   | <b>CLIL</b><br>Our clothes           | <b>Thinking skills</b><br>Recognising numbers    |                            |
| ▶ <b>Total physical response:</b> Walk home. Open the door. Surprise! It's a party! Hooray! Put on your party hat. Eat cakes. Yummy! Dance with your friends               |                                    |  |                                |   | ▶ <b>Song:</b> Oh what a wonderful party! |                                      |  |                            |
| <b>Phonics</b> (pages 85–94)   |                                    |  |                                |   |   |                                      |  |                            |
| <b>Unit 1:</b> 'r'<br>red, rabbit  | <b>Unit 2:</b> 'f'<br>fish, family | <b>Unit 3:</b> 'h'<br>happy, hat                                   | <b>Unit 4:</b> 'g'<br>dog, dig | <b>Unit 5:</b> 'y'<br>yellow, yoghurt                                       | <b>Unit 6:</b> 'z'<br>zebra, zoo          | <b>Unit 7:</b> 'c,' 'k'<br>cat, king | <b>Unit 8:</b> 'ng'<br>singing, dancing          | <b>Unit 9:</b><br>Alphabet |

Chants pages 80–84

Review pages 90–95

Cut-outs: 101–102

Certificate: 103

Stickers: End section



# Hello!

1 CD1  
02 03 Listen and sing.









3

Ask and answer.




6

Practice

[www.miladcollege.com](http://www.miladcollege.com)



Listen and say the numbers and colours. Trace.






1

# My classroom

1 CD1  
07


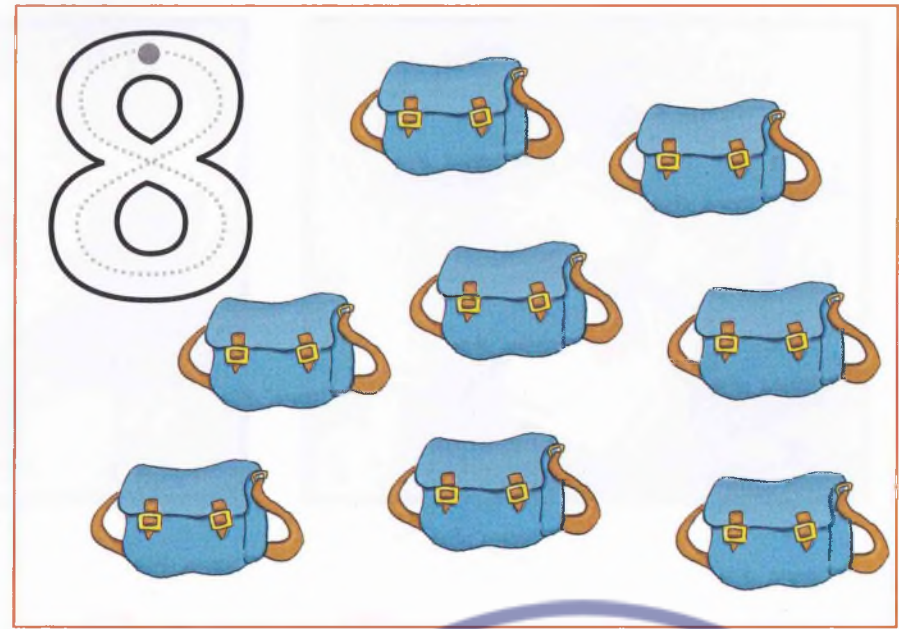

Listen and point. Say the words.



8 1 pencil 2 chair 3 bag 4 eraser 5 book 6 desk




Listen and say the numbers. Trace.





Listen and act. Listen and match.



1


2

3

4

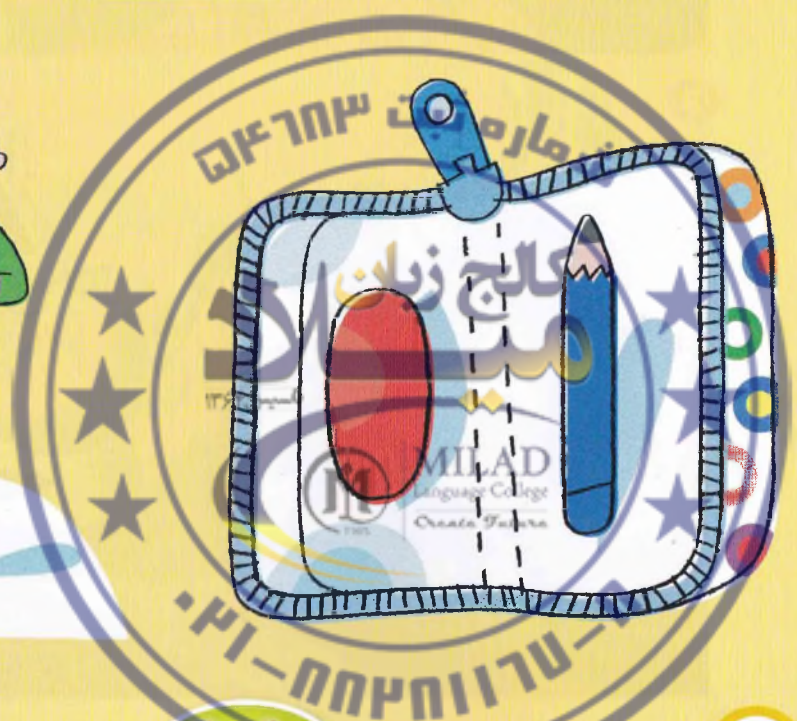
5

6





Listen and sing.




















7 Think! Think and colour.





# 2

# My family


1 CD1  
20

Listen and point. Say the words.








Listen and colour. Say the sentences.





Listen and act. Listen and match.



1



2

3

4

5

6






Listen and sing.





# The sandwiches










# Family trees



Listen and stick.





7

Think!

Draw and show your family tree.





# 3

# My face

1 CD1  
32

Listen and point. Say the words.





Listen and say the sentences. Stick.

1




2



3




4





Listen and act. Listen and match.



1


2

3

4

5

6






Listen and sing.





Listen and act. Listen and match.



1


2

3

4



5

6







Listen and sing.






# The monster










# Music and feelings


6 CD1  
41

Listen and colour. Say the instruments.






Think! Listen and circle.




1 2 3 4



1 2 3 4



1 2 3 4



1 2 3 4



# 4

# My toys

1 CD1  
45

Listen and point. Say the words.

1 ball



2 kite



3 rope



4 teddy bear



5 doll



6 plane





Listen and colour. Say the sentences.





Listen and act. Listen and match.



1

2

3

4

5

6







Listen and sing.






# The ball







شماره ثبت سحر ۴۴۱۶


MILAD  
Language College  
Create Future

شماره ثبت سحر ۴۴۱۶



# Playing outside

6 <sup>CD1</sup><sub>54</sub> Listen and point. Say the number.





Think!

Listen and colour. Listen and act.





# 5

# My house

1 CD2  
02

Listen and point. Say the words.

1 bath

2 cupboard

3 bed

4 sofa

5 table

6 armchair



2 CD2  
04

Listen and circle. Listen and answer.




1



2





3





Listen and act. Listen and match.



1




2

3

4

5

6







Listen and sing.





# The cap










# Homes

6 <sup>CD2</sup> Listen and say. Draw your home.





7 **Think!** Choose a home and make it.





6

# On the farm

1 CD2  
14

Listen and point. Say the words.

1 cat

2 horse

3 cow

4 dog

5 rabbit

6 sheep




2 CD2  
16

Listen and circle. Say the sentences.

1





2





Listen and act. Listen and match.



1


2

3

4


5

6






Listen and sing.





# I like your colours!










# Where animals live

6 Match the animals to where they live.





7

Think!

Make a poster.






7

# I'm hungry!

1 CD2  
25

Listen and point. Say the words.

1 carrots



2 sausages



3 apples



4 cakes



5 ice cream





6 chips






2 CD2 27


Listen and circle  or . Say the sentences.


1




 

2




 


3





4



5




 

6





Listen and act. Listen and match.



1

2

3

4

5

6






Listen and sing.






# Cakes and ice cream









# Where food comes from

6 Match the food and where it comes from.



eggs



apples



carrots



milk



the ground



a cow




a chicken



a tree



7 Think! Make food collages.





# 8

# All aboard!

1 CD2  
36

Listen and point. Say the words.

1 boat



2 train



3 car



5 bus



6 bike



4 scooter





2 CD2 38 Listen and colour. Play the mime game.

1




2



3



4



5




6





Listen and act. Listen and match.



1


2

3

4


5

6





Listen and sing.






# Oh what fun!










# Shape pictures


6  CD2  
46 Listen and colour. Find shapes in the classroom.




triangle



circle



square



rectangle






7  
Sticker

Think! Count the shapes. Make a shapes picture.


1



2



3



4





# 9

# Party clothes

1

CD2  
49

Listen and point. Say the words.

1 hat

2 belt

3 boots

4 shirt

5 badge

6 shoes



Listen and point. Choose food for a class party.





Listen and act. Listen and match.



1

2

3

4

5

6





Listen and sing.





# Nice work!









# Our clothes

6 <sup>CD2</sup><sub>57</sub> Listen and say the number.

1



cowboy

2



superhero

3



pirate

4




princess



**Think!**

Listen and colour. Look and colour.

|   |   |   |   |   |   |   |   |   |    |
|---|---|---|---|---|---|---|---|---|----|
| 1 | 2 | 3 | 4 | 5 | 6 | 7 | 8 | 9 | 10 |
|---|---|---|---|---|---|---|---|---|----|





1

CD1  
08



2

CD1  
21






3

CD1

33

# Chants



4

CD1


46





5

CD2  
03



6

CD2  
15





7


CD2  
26

# Chants



8

CD2  
37

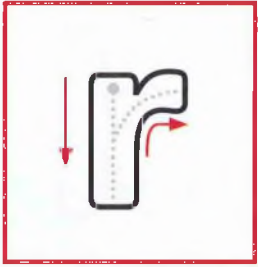









1 CD1 18 Listen and join in. Trace the letter.



red



rabbit



Rob the red rabbit, having fun,  
running in a race, run Rob run!

2 CD1 19 Listen and read along.




1 CD1  
30

Listen and join in. Trace the letter.



fish



family

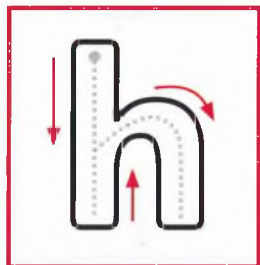
2 CD1  
31

Listen and read along.

Four funny fish, swimming in the sea,  
four funny fish in the fish family



Listen and join in. Trace the letter.



happy



hat

Listen and read along.




I'm **H**arry the **h**orse,  
I'm **h**appy today,  
I've got my **h**at on my **h**ead,  
let's go and play.



1 CD1  
57

Listen and join in. Trace the letter.



dog



dig



Gary's dog is very big,  
Gary's dog likes to dig.

2 CD1  
58

Listen and read along.



1 CD2 12 Listen and join in. Trace the letter.



yellow



yogurt



Yummy yellow yogurt, yes yes yes!  
Yummy yellow yogurt on my dress.

2 CD2 13 Listen and read along.



1 CD2  
23

Listen and join in. Trace the letter.



zebra



ZOO




Zebra, zebra, at the zoo,  
zebra, zebra, we love you!

2 CD2  
24

Listen and read along.



Listen and join in. Trace the letters.



cat



king



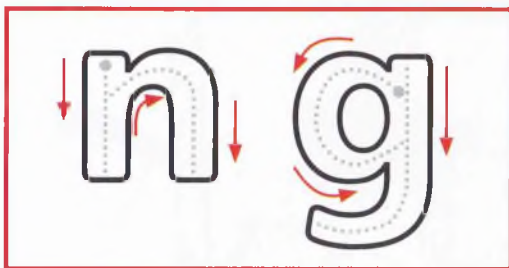
Cats and cakes and kites and bikes,  
all the things that King Carl likes.

Listen and read along.



1 CD2  
47

Listen and join in. Trace the letters.



singing



dancing






We like singing, singing a song,  
singing and dancing, all day long.

2 CD2  
48

Listen and read along.



Listen and say. Trace the letters.






o



p



q



r



s



t



u




v



w



x



y




z





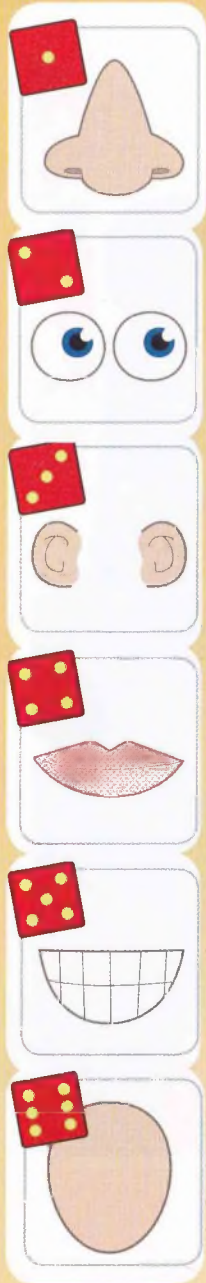
**1** Play the game.

**Review**






1 Play the game.





1

Play the game.





1

Play the game.

Page 102





1 Play the game.



Review





















Well done!

.....  
**has finished Super Safari!**





# Thanks and acknowledgements

## Authors' thanks

The authors would like to thank a number of people who have made significant contributions towards the final form of Super Safari: Colin Sage, Helen Brock and Carolyn Wright, our editors, for their expertise in working on the manuscripts, and the support we got from them.

Our designers, Blooberry, for their imaginative layout and all the artists – in particular Bill Bolton – for the inspiring artwork that has brought our ideas to life in such beautiful ways.

Liane Grainger, Managing Editor and Emily Hird, Publisher, for their many useful suggestions for improvement.

Jason Mann, Editorial Director at Cambridge University Press, for his vision and encouragement.

## The publishers are grateful to the following contributors:

Blooberry Design: cover design, book design and page make-up

Bill Bolton: cover illustration

Alison Prior: picture research

Ian Harker: audio recording and production

James Richardson: chant writing and production

Robert Lee, Dib Dib Dub Studios: song writing and production

## The publishers and authors are grateful to the following illustrators:

Peter Allen; Bill Bolton; John Haslam; Martin Lowe; Marek Jagucki; Maud Mondrimane (The Bright Agency); Theresa Tibbetts; Martin Sanders (Beehive); Kate Daubney

The authors and publishers acknowledge the following sources of copyright material and are grateful for the permissions granted. While every effort has been made, it has not always been possible to identify the sources of all the material used, or to trace all copyright holders. If any omissions are brought to our notice, we will be happy to include the appropriate acknowledgements on reprinting.





## The publishers are grateful to the following for permission to reproduce copyright photographs and material:

p.15 (2): Shutterstock/© Zonfatal; p.15 (3): Shutterstock/© Marting Garnham; p.15 (4): Alamy/© Angela Hampton Picture Library; p.30 (TL): Shutterstock/© Elena Schweitzer; p.30 (TR): Shutterstock/© Tim Arbaev; p.30 (BL): iStockphoto/© Ju-Lee; p.30 (BR): Shutterstock/© Timmamy; p.46 (1): iStockphoto/© onfilm; p.46 (2): Getty Images/© Riser/Andrea Pistolesi; p.46 (3): Shutterstock/© Songquan Deng; p.46 (4): Corbis/© Chris Rainier; p.46 (5): Shutterstock/© Serghei Starus; p.54 (TL): Shutterstock/© Rich Carey; p.54 (TCL, CL, BR, BL): Shutterstock/© Eric Isslee; p.54 (TR): Shutterstock/© Richard Peterson; p.54 (CR): Shutterstock/© Alexander Kazantsev; p.54 (BC): Shutterstock/© Sofia Santos; p.54 (T): Shutterstock/© Andrew Roland; p.54 (C): Shutterstock/© Galynn Andrusko; p.54 (B): Shutterstock/© Iakovfilimonov; p.62 (1): Shutterstock/© Paul Cowan; p.62 (2): Shutterstock/© Elena Schweitzer; p.62 (3): Shutterstock/© Lepas; p.62 (4): Shutterstock/© Eva Vargyasi; p.62 (ground): Shutterstock/© Peter Gudella; p.62 (cow): Shutterstock/© aleks.k; p.62 (chicken): Shutterstock/© ronfromyork; p.62 (tree): Shutterstock/© Bronwyn Photo; p.63 (tree): Shutterstock/© UKmooney; p.63 (apples): Shutterstock/© Steve Cukrov; p.63 (ground): Shutterstock/© Nevo; p.63 (carrots): Shutterstock/© Liligraphie; p.63 (orange tree): Shutterstock/© Jajaladdawan; p.63 (juice): Shutterstock/© Loskutnikov; p.63 (hen): Shutterstock/© Akesenova Natalya; p.63 (eggs): Shutterstock/© Maryloo; p.63 (cow): Shutterstock/© Eric Isslee; p.63 (burger): Shutterstock/© Kazoka

Commissioned photography on pp. 6, 15 (TL, TR, 1, 5, 6), 23, 38, 39, 47, 49, 55, 63 (TL, BL), 70, 78, 95, 97, 98 by Stephen Bond













# Super Safari 3

Join Gina and her friends on an exciting adventure that welcomes children to English through colourful stories, TPR, action songs and lots of fun.

Together with Gina, children discover the fascinating world around them and the importance of values like sharing and cooperation.

Join the adventure. Join Super Safari, for a super start to learning!

Pupil's Book with DVD-ROM Level 3  
Activity Book Level 3  
Class Audio CDs Level 3  
Presentation Plus DVD-ROM Level 3

Flashcards Level 3  
Teacher's DVD 3  
Posters Level 3  
Puppet



Follow this logo for parent-child activities  
[www.cambridge.org/supersafari](http://www.cambridge.org/supersafari)

[www.miladcollege.com](http://www.miladcollege.com)



MILAD  
Language College  
CAMBRIDGE  
UNIVERSITY PRESS  
[www.cambridge.org](http://www.cambridge.org)

ISBN 978-1-107-47707-0



9 781107 477070