

NEW

BIG

FUN

Student's Book

Mario Herrera
Barbara Hojel

Pearson



Including
CD-ROM
with
Games & Stories

www.miladcollege.com

NEW

BIG

FUN

Student's Book

Mario Herrera



Barbara Hojel



New Big Fun Student's Book 1 with CD-ROM

Pearson Education Limited
KAO Two, KAO Park, Hockham Way, Harlow, CM17 9SR, England
and Associated Companies throughout the world.
www.English.com

© Pearson Education Limited 2018

Authorized Adaptation from the U.S. edition, entitled *Big Fun*, 1st Edition, by Mario Herrera and Barbara Hojel, published by Pearson Education Inc. © 2014 by Pearson Education Inc. All rights reserved; no part of this publication may be reproduced, stored in a retrieval system, or transmitted in any form or by any means, electronic, mechanical, photocopy, otherwise without the prior written permission of the Publishers

First published 2018

ISBN: 978-1-292-26577-3

Set in Gill Sans Infant Std

Printed in China (SWTC/02)

Artwork/Photo Acknowledgements

Page 1 (boy) AJP/Shutterstock. (crayon) Cara Purdy/Shutterstock;(puppet) Tania Zbrodka/ Shutterstock; (paper) Irina Nartova/Shutterstock; (shell) Andrea Crisante/123RF.com; p. 2 (top) Maria Pia Marrella/Pearson, (middle) Alex James Bramwell/ Shutterstock (bottom) VenusAngel/ Shutterstock; p. 3 (top) Cara Purdy/Shutterstock, (middle) Nikolai Artushkin/123RF.com, (bottom) Photobac/Shutterstock; p. 12 (background) Artens/Shutterstock (left) Iona/Shutterstock, (middle) hwongccc/Shutterstock; p. 15 Design Pics Inc./Alamy; p. 16 (top) Stephanie Frey/ Shutterstock, (middle) Stephanie Frey/Shutterstock (bottom) Stephanie Frey/Shutterstock; p. 17 Harm Krushaar/Shutterstock; p. 20 (left) 2xSamara/Shutterstock, (Upper Right) 2xSamara/ Shutterstock, (Lower Right) Goran Bogicevic/Shutterstock; p. 21 (Lower Left) Butterfly Hunter/ Shutterstock; p. 26 (background) Artens/Shutterstock, (left) thka/Shutterstock, (right) Yavus Meyveci/Shutterstock; (Lower Right) Pavel Timofeev/123RF; p. 27 Sergiy Bykhurenko/Shutterstock; p. 28 (left 3) Stephanie Frey/Shutterstock, (right 3) Harm Krushaar/Shutterstock; p. 29 KyuOh/Getty Images; p. 30 (top) Andrey Arkusha/ Shutterstock, (middle) Kurhan/Shutterstock, (bottom) Heather LaVelle/ Shutterstock; p. 31 (top) Supri Sutarjoto/Shutterstock, (middle) Kenishiroie/Shutterstock, (bottom) wong sze yuen/Shutterstock; TERTFP; 40 (background) bilckwink/Alamy, (left) Pat Thielens/Alamy, (bottom) Alison Thompson/Alamy; p. 41 Phase-Photography/ Shutterstock; p. 43 (left) Oksana Kuzmina/Shutterstock, (middle left) graja/Shutterstock, (middle right) Olysha/ Shutterstock, (right) matev/Fotolia; p. 44 (top) Cheuk-king Lo/ Pearson Education Asia Ltd, (middle) graja/Shutterstock, (bottom) Diana Tailur/123RF.com; p. 45 (top) fotos.v/Shutterstock, (middle) LungLee/Shutterstock, (bottom) Birgit Feliz-Hofmann/Shutterstock; p. 48 (upper left) Lemanna/Shutterstock, (middle left) graja/Shutterstock, (middle right) Olysha/ Shutterstock, (right) matev/Shutterstock; p. 54 Sergey Novikov/ 123RF; (bottom) vita khorzhevskaya/Shutterstock; p. 55 Andrey Arkusha/Shutterstock; p. 59 Vanessa Davies/DK Images, (cookie) Richard Villalon/Fotolia; p. 57 kazoka/Shutterstock (cookie) Natlika/Shutterstock; p. 58 (top) Brent Hotlacker/Shutterstock, (middle) Odua Images/Shutterstock, (bottom) Terry Leung/Pearson Education Asia Ltd; p. 59 (top) HandmadePictures/Shutterstock, (middle) HomeStudio/Shutterstock, (bottom) Odualimages/Fotolia; p. 68 (left) Kostiantyn Ablazov/Shutterstock, Anna Kucherova/Shutterstock (Right) andregri/Shutterstock, HomeStudio/Shutterstock; p. 69 (left) Purestock/Alamy, (right) majesticca/stock/Getty Images; p. 71 Florian Schott/Shutterstock; p. 72 (top) Irina Rogov/Shutterstock, (middle) maxstockphoto/Shutterstock, (bottom) Russian Kudrin/Shutterstock; p. 73 (top) Elnur/ Shutterstock, (middle) Trevor Clifford/Pearson Education Ltd, (bottom) Karas/Shutterstock; p. 82 Dann Tardif/LWA/Corbis/Glow Images, (bottom left) Erik Nuernighoff/Shutterstock, (bottom middle) A3pfamily/Shutterstock; p. 83 Rob Marnion/Shutterstock; p. 85 Lana K/Shutterstock, (fish) Miroslav Hawko/Shutterstock, (kitten) Elya Vatel/Shutterstock; p. 86 (top) haveeen/Shutterstock, (middle) thumb/Shutterstock, (bottom) M.L.T./Shutterstock; p. 87 (top) Radomir Reznj/Shutterstock, (middle) Miroslav Hawko/Shutterstock, (bottom) Elya Vatel/Shutterstock; p. 96 (background) PHOTO FUN/Shutterstock, (left) Eric Isselée/Shutterstock, (middle) whaker/Shutterstock, (right) PHOTO FUN/Shutterstock; p. 97 KidStock/Alamy; p. 99 (left) Paulaphoto/Shutterstock; (left) Gelpi JM/Shutterstock, (right) Cornstock Images/Getty Images; p. 100 (top) gwimages/Shutterstock, (middle) Hugh Sifton/Corbis/Getty Images, (bottom) Michael Felner/Alamy; p. 101 (top) Lucky Business/Shutterstock, (middle) Goodluz/Shutterstock, (bottom) Jacob Wakerhausen/E+/Getty Images; p. 110 (left, middle, right) Emilia Stasiak/Shutterstock (bottom left) kyanochka1/Shutterstock, (bottom right) Mazmillian Lange/123RF; p. 111 Jamie Grill/Blend Images/Getty Images; p. 113 KidStock/Blend Images/Getty Images; p. 114 Zoroyar/Shutterstock; p. 115 sermovik/Shutterstock

Music credits

Music composed by John Farrell, Hope River Music, www.johnfarrell.net, and Jeff Miller, Grant's Corners, Walden, NY, assisted by Conway Cheung. Music and vocal recordings produced by Jeff Miller and John Farrell. Recorded and mixed by Jeff Miller at Grant's Corners, Remote Recordings, Yorktown Heights, NY, and Hillside, NY. Song lyrics by Barbara Hojel, with contributions by John Farrell. Children's vocal performance directed by Lorraine Cich, Child vocal performers: Julia Apostolou, Aisha Bhakta, Emma Halderman, Cassidy Kenney, Juliana Moscatti, adult vocal performers: Lorraine Cich, John Farrell, Maggie Farrell, Ann Marie Lord. Edit: Eastern Sky Media Services, Inc. Casselberry, Florida. Produced by Jon W. Reames and David E. Brown.

PEARSON ELT ON THE WEB

PearsonELT.com offers a wide range of classroom resources and professional development materials. Access course-specific websites, product information, and Pearson offices around the world. Visit us at www.pearsonELT.com.



CONTENTS

1 My Class	1	6 My Clothes	71
2 My Body	15	7 Animals	85
3 My Family	29	8 My World	99
4 My Toys	43	9 Show Time!	113
5 My Lunch	57		

Press-outs
and Stickers
included!





NEW BIG FUN

Song



*From the sky to the ground
And all the way around—
We can have big fun!
If there's rain, if there's sun,
Let's play with everyone.
We can have big, big fun!*



**Take a walk outside.
Our world is big and wide.
There are flowers and trees
And yellow bumblebees.
Buzz, buzz, buzz!**

(Chorus)

**Join your hands with me.
Let's see what we can see!
Then take a closer look.
We'll learn beyond our book.
Look, oh, look!**

(Chorus)





MY CLASS



5 & 4



Look and predict.
Listen.



Find a crayon!



Unit Preview: FIND IT in the unit: crayon



Listen and say. Find and match.



Vocabulary Presentation: puppet, chair, table
Language Presentation: What is this? It is (a puppet).




Listen and say. Find and match.



Vocabulary Presentation: crayon, paper, shelf, Vocabulary Practice: puppet, table, chair

Language Practice: What is this? It is (a crayon).

4 Paste press-outs and say.




This is a table!



Motor Skill Practice: Visual Discrimination
Language Presentation: This is a crayon. Vocabulary Practice: crayon, paper, table, chair

5

Trace and say.



Find a chair!



Shapes: circle
FIND IT: chair

5



6 Trace and match.



Find a crayon!



6 Shapes: circle



7 Trace and say. Color.



Color: red



8 Color and say.



8 Color: red





Copyright © 2014 by Pearson Education, Inc.

17A

School Days





What is this?



It is a puppet.

Copyright © 2014 by Pearson Education, Inc.



Draw and color yourself.



Values: We work together.





10 Look closely. Trace the circles.



This is my garden!



12

Amazing: Gardens have all kinds of living things.
Science Words: grass, flower, ladybug



PROJECT

Draw a Garden



Science and Art Connection

13

UNIT 7





11 Point and say. Stick and say.



2

MY BODY

3 & 4
1

Look and predict.
Listen.



Find eyes!



Unit Preview: FIND IT in the unit: eyes

UNIT 2
15



A2.4-25
2

Listen and say. Find and match.



16

Vocabulary Presentation: eyes, nose, mouth

Language Presentation: What are these? They are (eyes). What is this? It is a (nose).



Listen and say. Find and match.




Vocabulary Presentation: ears, hands, feet; Vocabulary Practice: eyes, nose, mouth
Language Practice: What are these? They are (feet).

4 Paste press-outs and say.



5 Trace and say. 



Find a crayon!




6 Trace and match.



7

Color and trace. Then match.



Motor Skill Practice: Visual Discrimination
Vocabulary Presentation: butterfly, bird, wings, fly

8 Color and say.



١٢٣



Copyright © 2014 by Pearson Education, Inc.



It is a face!

A32

What is This?





What is this?



It is a square.






 They are circles.

Copyright © 2014 by Pearson Education, Inc.



 They are circles.



Values: We greet one another.





10 Look closely. Trace the circles.

They have wings!



Amazing: Some bugs have wings. They fly.
Science Words: bee, butterfly, wings.



PROJECT

Paint a Butterfly



Science and Art Connections

UNIT 2
27




WRAP-UP

11 Point and say. Stick and say.



They are



GO TO
SHOW
TIME
Page 117

3

MY FAMILY

5 & A3g

1 Look and predict.

Listen.



Find a baby!




Unit Preview: FIND IT in the unit: baby



2
٤٣٨-٣٥

Listen and say. Find and match.



30

Vocabulary Presentation: mother, father, baby
Language Presentation: Who is this? This is (my mother).




3 Listen and say. Find and match.




Vocabulary Presentation: brother, sister, grandparents; Vocabulary Practice: mother, father, baby
Language Presentation: Who are they? They are my grandparents.



4 Paste press-outs and say.



5 Trace and say.




Find paper!



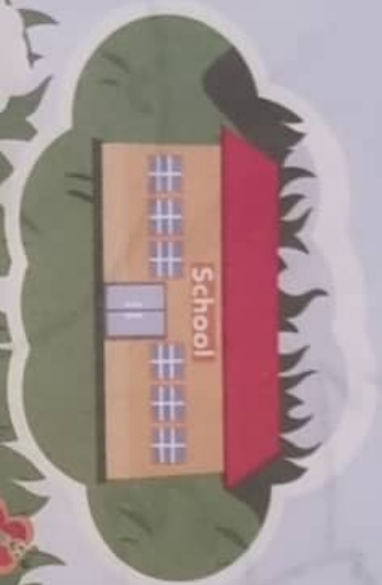
Shapes: triangle
FIND IT: paper



6 Color and draw. Then say.



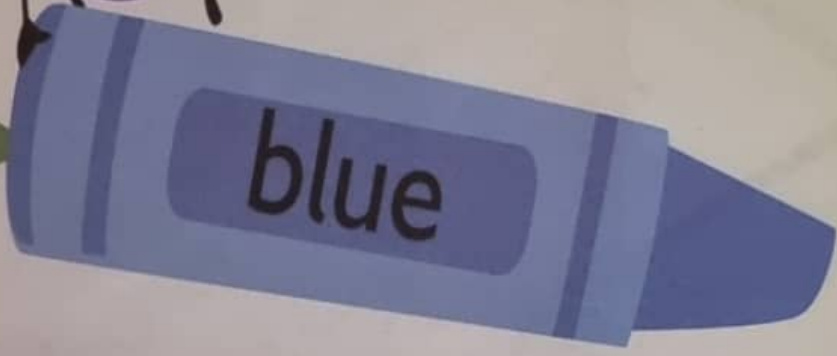

7 Trace and match.



Shapes: triangle, circle
Motor Skill Practice: Visual Discrimination




8 Color and say.

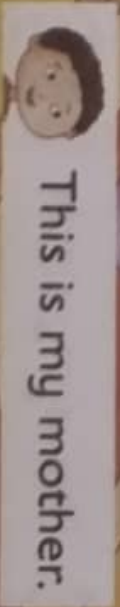





Copyright © 2014 by Pearson Education, Inc.




My Family








 This is my sister.

 Hello!

Copyright © 2014 by Pearson Education, Inc.



 This is my brother.

 What?







10 Look closely. Trace the circles.



This is an anthill!



Amazing: Ants live in large groups and build nests called anthills.
Science Words: ant, anthill, family



PROJECT

Make an Ant Headband



Science and Art Connections

UNIT 3
41





11 Point and say. Stick and say.



This is my



4

MY TOYS

AS&A5
1 Look and predict. Listen.



Find a car!



Unit Preview: FIND IT in the unit: car



A5-2-53
2

Listen and say. Find and match.



44

Vocabulary Presentation: doll, car, truck

Language Presentation: What do you want? I want (a car), please.



Listen and say. Find and match.



Vocabulary Presentation: teddy bear, airplane, ball; Vocabulary Practice: doll, car, truck
 Language Practice: What do you want? I want (a ball), please.



4 Paste press-outs and say.



Motor Skill Practice: Visual Discrimination
Language Presentation: in, on, under, Vocabulary Practice: teddy bear, airplane, doll, ball



5

Trace and say.



Find a doll!





Shapes: rectangle
FIND its: doll



8 Trace and say. Then match.



7 Trace and count. Draw 1 thing.



Find a teddy bear!



Math Presentation: Number 1
FIND IT: teddy bear




8 Color and say.

50

Color: green
Review: red, yellow, blue







 Look!

 Yay!



 This is the mother!

 I want a doll family!

Copyright © 2014 by Pearson Education, Inc.



VALUES

9

Color and say.



Values: We share.
Vocabulary Practice: doll, truck

53



10

Look closely. Trace the circle.



I want a kite, please



PROJECT

Make a Wind Toy



Science and Art Connections

55

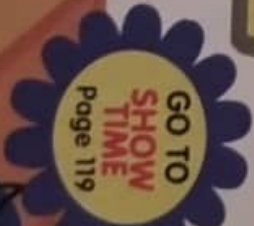




11 Point and say. Stick and say.



I want a , please.




5

MY LUNCH

5&82

1 Look and predict. Listen.



Find a cookie!



Unit Preview: FIND IT in the unit: cookie

Listen and say. Find and match.



Vocabulary Presentation: sandwich, lemonade, apple
Language Presentation: What do you have? I have (a sandwich).



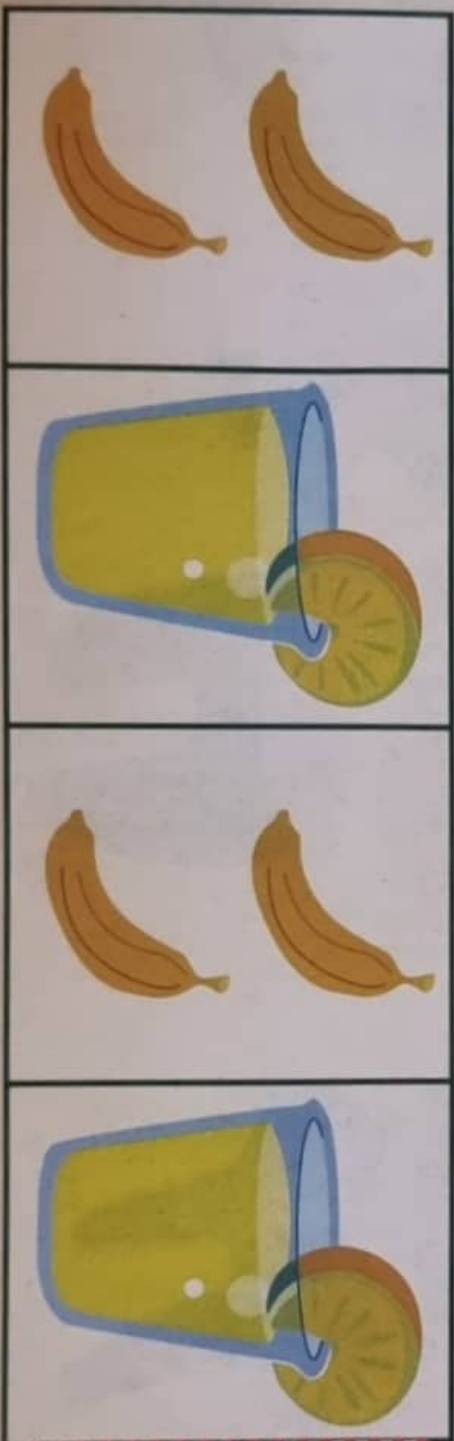
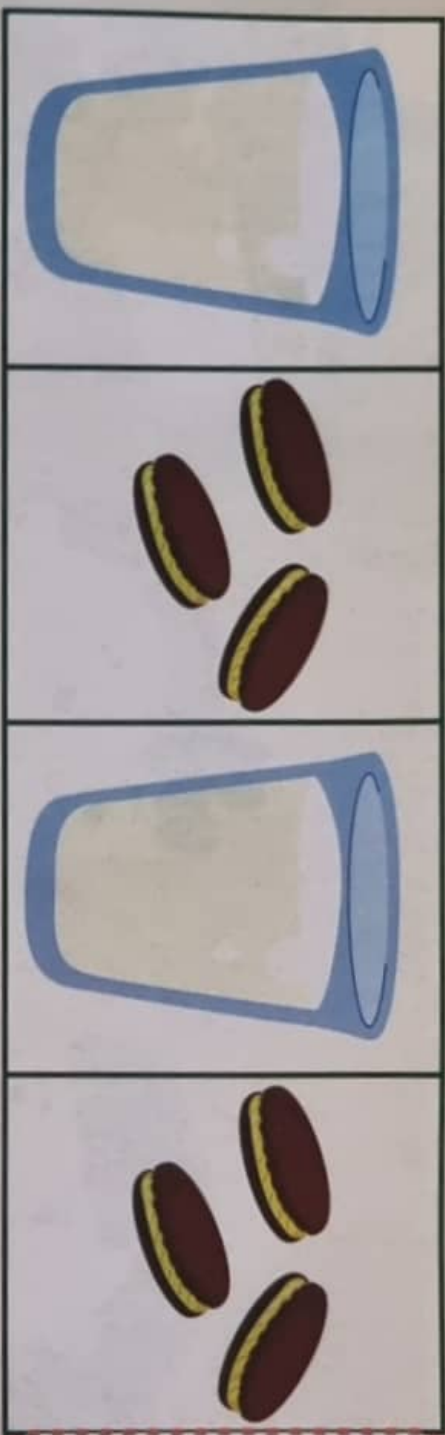
3 Listen and say. Find and match.



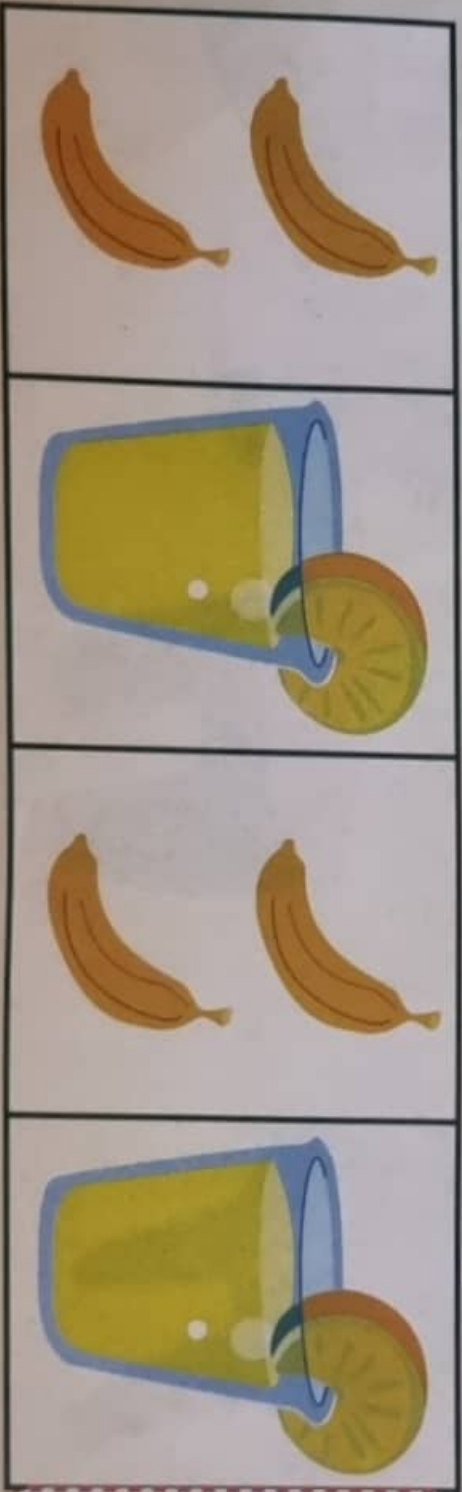
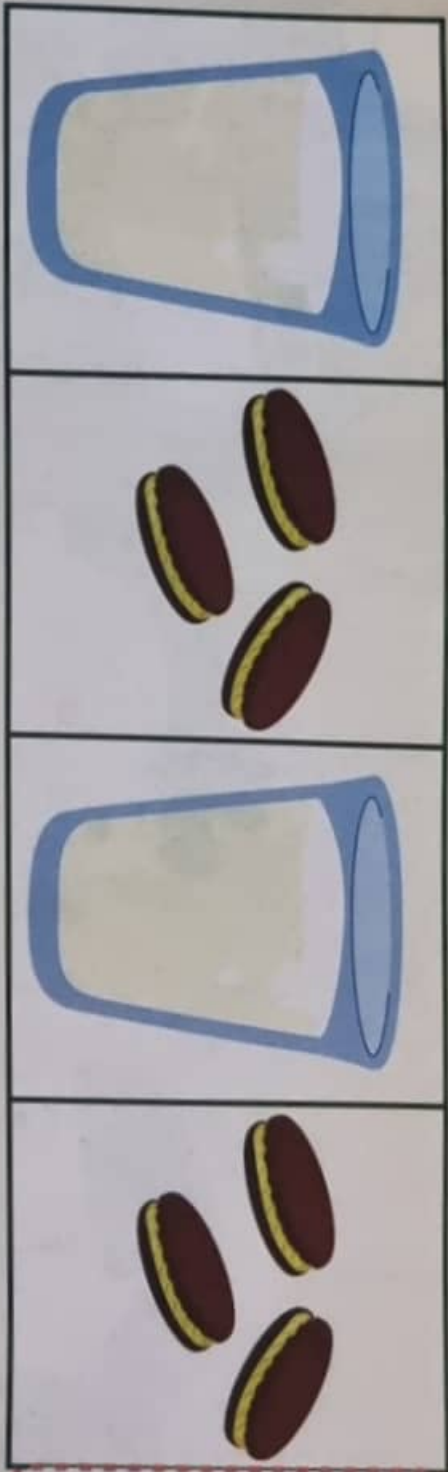
Vocabulary Presentation: cookie, carrot, milk; Vocabulary Practice: sandwich, lemonade, apple
Language Practice: What do you have? I have (carrots).



4 Paste press-outs and say.



4 Paste press-outs and say.



5

Find and color



. Say.



Find a truck!

Practice Shapes: circle, square, triangle, rectangle

FIND IT: truck




6 Trace and color. Then say.




7 Trace and count. Draw 2 things.



2



Find a cookie!



8 Color and say.





We have lunch and ... a surprise!

Copyright © 2014 by Pearson Education, Inc.




I have milk.


811
A Surprise





 I have carrots.



 What do YOU have?

Copyright © 2014 by Pearson Education, Inc.



VALUES

9

Color the faces.



Values: We try new things.



10

Look closely. Trace the circles.



Amazing: Some food grows on trees; other food grows in the ground.
Science Words: lemon tree, lemon, carrot



PROJECT

Make Lemonade



Cooking and Math Connections

UNIT 5
69





11 Point and say. Stick and say.



I have a



6

MY CLOTHES

1 Look and predict. Listen.



Find shoes!



Unit Preview: FIND IT in the unit: shoes

UNIT 6
71



Listen and say. Find and match.



Vocabulary Presentation: pants, skirt, sweater
Language Presentation: What do you want? I want (a skirt), please.




Listen and say. Find and match.



Vocabulary Presentation: shoes, socks, T-shirt; Vocabulary Practice: pants, skirt, sweater
 Language Practice: What do you want? I want (a T-shirt), please.



4 Paste press-outs and say.




74

Motor Skill Practice; Visual Discrimination
Vocabulary Presentation: This is a (skirt). It is (purple). These are (pants). They are (blue). Vocabulary Practice: clothing; colors



5 Trace and count. Draw 1 thing.



Find a teddy bear!



Math Presentation: Number 1
Vocabulary Practice: shoe, T-shirt, FIND IT: teddy bear





Trace and count. Draw 3 things.



3



Find an apple!



Math Presentation: Number three
FIND IT: apple



7 Count and say. Then circle.

1



2



3



Math Presentation, Number 3
Motor Skill Practice: Visual Discrimination



8 Color and say.



Colors: brown and pink
Review: red, yellow, blue, green, orange, purple



825
Let's Play



Copyright © 2014 by Pearson Education, Inc.

I want a picture,
please!



Let's play.

Yes! Yes!

I want it.
No! I want it!



Look at YOU!



Copyright © 2014 by Pearson Education, Inc.



9 Help the boy find his shoes. Circle them.





10 Look closely. Trace the circles.



Amazing Rain makes animals and plants wet. Science Words will help you.



PROJECT

Make Rain in a Jar





11 Point and say. Stick and say.



I want , please.



2

ANIMALS

5 & 8
2p

1

Look and predict.
Listen.



Find a fish!



Unit Preview: FIND IT in the unit: fish

UNIT 2
85



3 Listen and say. Find and match.



Vocabulary Presentation: bird, fish, cat
Language Presentation: What do you see? I see a (fish).



3 Listen and say. Find and match.



Vocabulary Presentation: dog, puppy, kitten; Vocabulary Practice: bird, fish, cat
 Language Practice: What do you see? I see a (puppy).

4 Paste press-outs and say.




5 Trace and count. Draw 2 things.



2



Find a ball!



Math Presentation: Number 2
Vocabulary Practice: puppy, kitten, FIND IT: ball



6 Count and trace. Then match.



7 Count and find. Then trace.



8 Color and say.



Colors: black and white
Review: red, yellow, blue, green, orange, purple, brown, pink





I see Lucy. I see her new puppies, too!

Copyright © 2014 by Pearson Education, Inc.

Where's Lucy?

I don't know.




838


Where's Lucy?





 I see a crayon.



 I see a fish, but where's Lucy?





10

Look closely. Trace the circles.



I see a worm!



Amazing: A worm moves without legs or feet.
Science Words: bug, dirt, worm



PROJECT

Make Worm Pictures



Science and Art Connections

UNIT 7
97





11 Point and say. Stick and say.



I see a



MY WORLD

11 Look and predict.
Listen.



Find a firefighter!



Unit Preview: FIND IT in the unit: firefighter

BA-3-4A
2

Listen and say. Find and match.

100

Vocabulary Presentation: firefighter, police officer, bus driver
Language Presentation: How many (firefighters) do you see? I see (two firefighters).




Listen and say. Find and match.



Vocabulary Presentation: dentist, doctor, nurse; Vocabulary Practice: firefighter, police officer, bus driver
Language Practice: How many (doctors) do you see? I see (one doctor).



4 Paste press-outs and say.



Motor Skill Practice: Visual Discrimination, Language Presentation: The (nurse) has (a shot).
Vocabulary Presentation: gardener, shot, baton, keys, shovel; Vocabulary Practice: nurse, police officer, bus driver

5 Trace and count. Draw 3 things.



3



Find an apple!



Math Presentation: Number 3
Vocabulary Practice: doctor, firefighter, FIND IT: apple



6

Trace and count. Draw 4 things.



Find a sun!



7 Count. Trace, then count again. Draw.

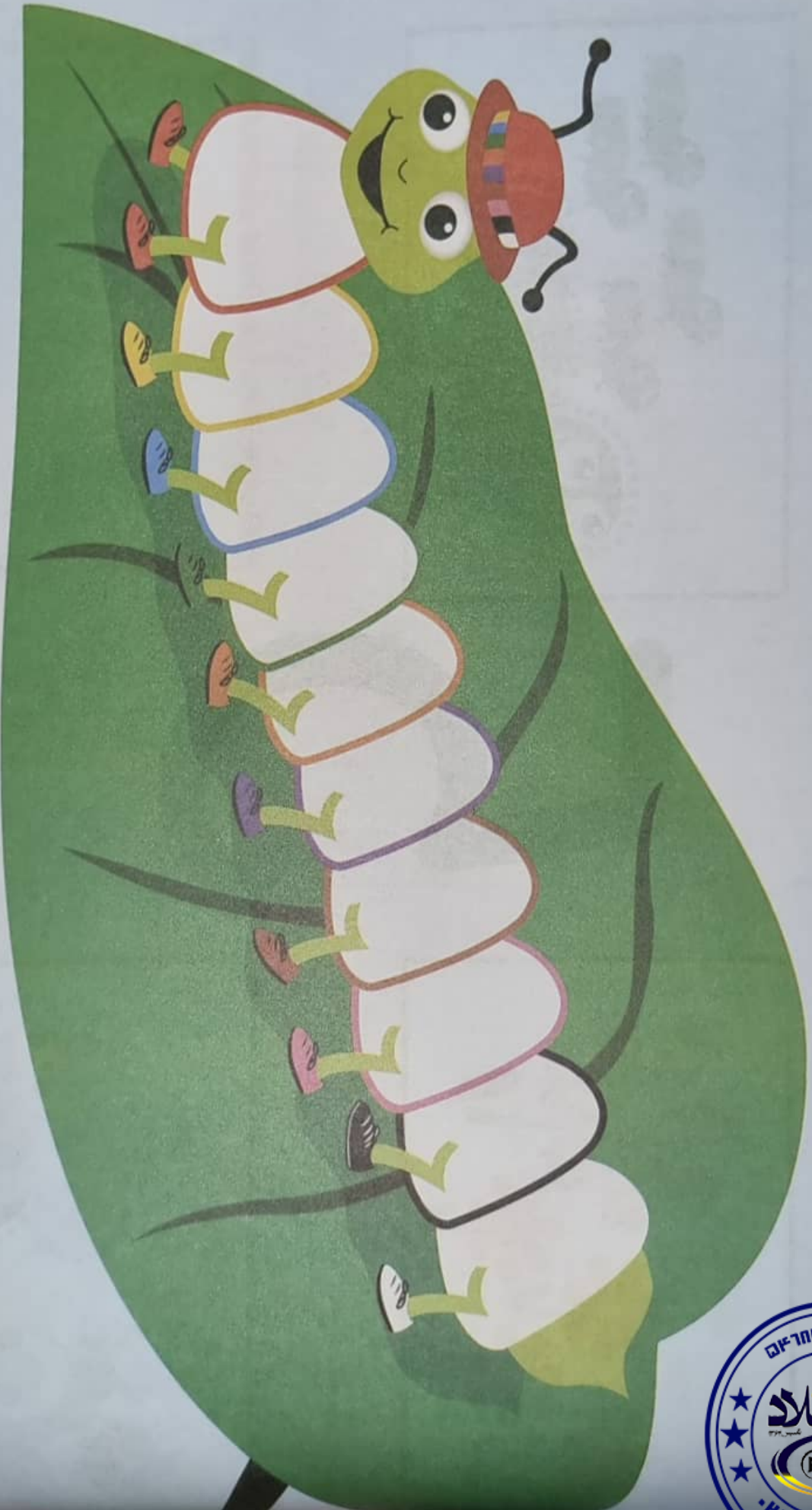


7



8

Color and say.




106

Colors Review: red, yellow, blue, green, orange, purple, brown, pink, black, white






Copyright © 2014 by Pearson Education, Inc.

 1, 2, 3.
I see 3 balloons!




B49
Hospital

 I see 1 doctor.





 I see 2 nurses.



 I see ...



VALUES

9

Draw and color the bus.






Values: We recycle.
Vocabulary Practice: bus driver

UNIT 8
109





10 Look closely. Trace the circles.



I see a flower!



PROJECT

Make Flowers



Art and Science Connections






11 Point and say. Stick and say.



I see 2

A large dashed rectangular box for counting the items in the illustrations.

SHOW TIME!

ES1 Listen and sing. 



Find the T-shirt!



Unit Preview; FIND IT in the unit: T-shirt

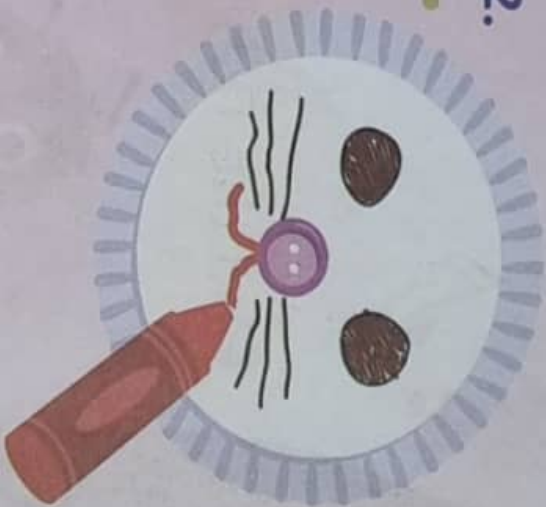


Make a Mask

1.



2.

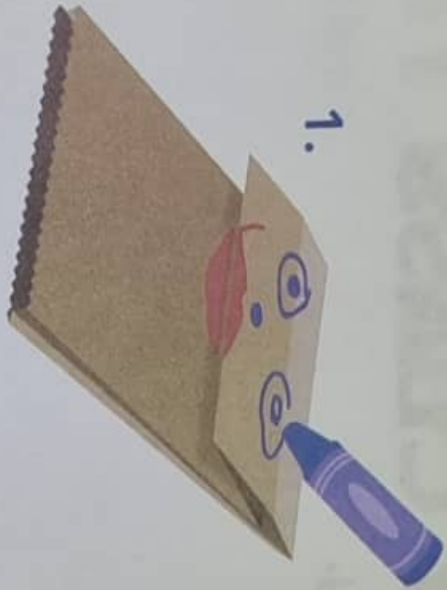


3.



PROJECT Make a Puppet

1.



2.



3.



Show Time Project: Make a puppet.



Unit 1 MY CLASS

Draw and say.





Unit 2 MY BODY

Draw and say.

Our Class Show



Show Time Personalization





Unit 3 MY FAMILY

Draw and say.

Paint a
background!





Unit 4 MY TOYS

Draw and say.

Go to the world



120



Show Time Personalization



Unit 5 MY LUNCH

Draw and say.



SHOW
TIME

Unit 6 MY CLOTHES

Draw and say.



Show Time Personalization





Unit 7 ANIMALS

Draw and say.


Thank you!





Unit 8 MY WORLD

Draw and say.



Show Time Personalization

UNIT 9
123





M E W

B I G

F U N

has completed Level 1!

Teacher _____




New Big Fun 1 Stickers

Unit 1
Page 14



Unit 2
Page 28



Unit 3
Page 42



Unit 4
Page 56



Unit 5
Page 70



Unit 6
Page 84



Unit 7
Page 98



Unit 8
Page 112



My Portfolio



New Big Fun 1 Press-outs

Unit 1
Page 4



Unit 2
Page 18



Unit 3
Page 32



New Big Fun 1 Press-outs

Unit 4
Page 46



Unit 5
Page 60



Unit 6
Page 74



New Big Fun 1 Press-outs

Unit 7
Page 88



Unit 8
Page 102





NEW BIG FUN

1

**Share in your students' success.
Watch them enjoy learning
English and new skills.**

New Big Fun prepares students for a natural and positive experience with language:

- **Communication:** because young children like to express their interests and ideas
- **CLIL:** because young children are learning English and so much more
- **21st Century Skills:** because young children need to be prepared for the world that awaits them
- **Assessment for Learning:** because awareness and confidence lead to success.

