

MEM

BIG

FUN

Student's Book

Mario Herrera



Barbara Hojel



CONTENTS

- 1 My School 1
- 2 My Senses 15
- 3 My Family 29
- 4 My Toys 43
- 5 Food 57
- 6 My Clothes 71
- 7 Animals 85
- 8 My World 99
- 9 Show Time! 113

Cutouts and
Stickers included!





NEW BIG FUN

Song



*From the sky to the ground
And all the way around—
We can have big fun!
If there's rain, if there's sun,
Let's play with everyone.
We can have big, big fun!*



**Take a walk outside.
Our world is big and wide.
There are flowers and trees,
And yellow bumblebees.
Buzz, buzz, buzz!**

(Chorus)

**Join your hands with me.
Let's see what we can see!
Then take a closer look.
We'll learn beyond our book.
Look, oh, look!**

(Chorus)






MY SCHOOL



AS & A1
1 Look and predict. Listen. 

Find the balls!



Unit Preview; FIND IT in the unit: balls



A-8-9
2


Listen and say. Find and match.



scissors



markers



shelves



books



What are these?

They are scissors.

2

Vocabulary Presentation: scissors, markers, shelves, books
Language Presentation: What are these? They are (scissors). Review: What is this? It is (a book).



3 Listen and say. Find and match.



box



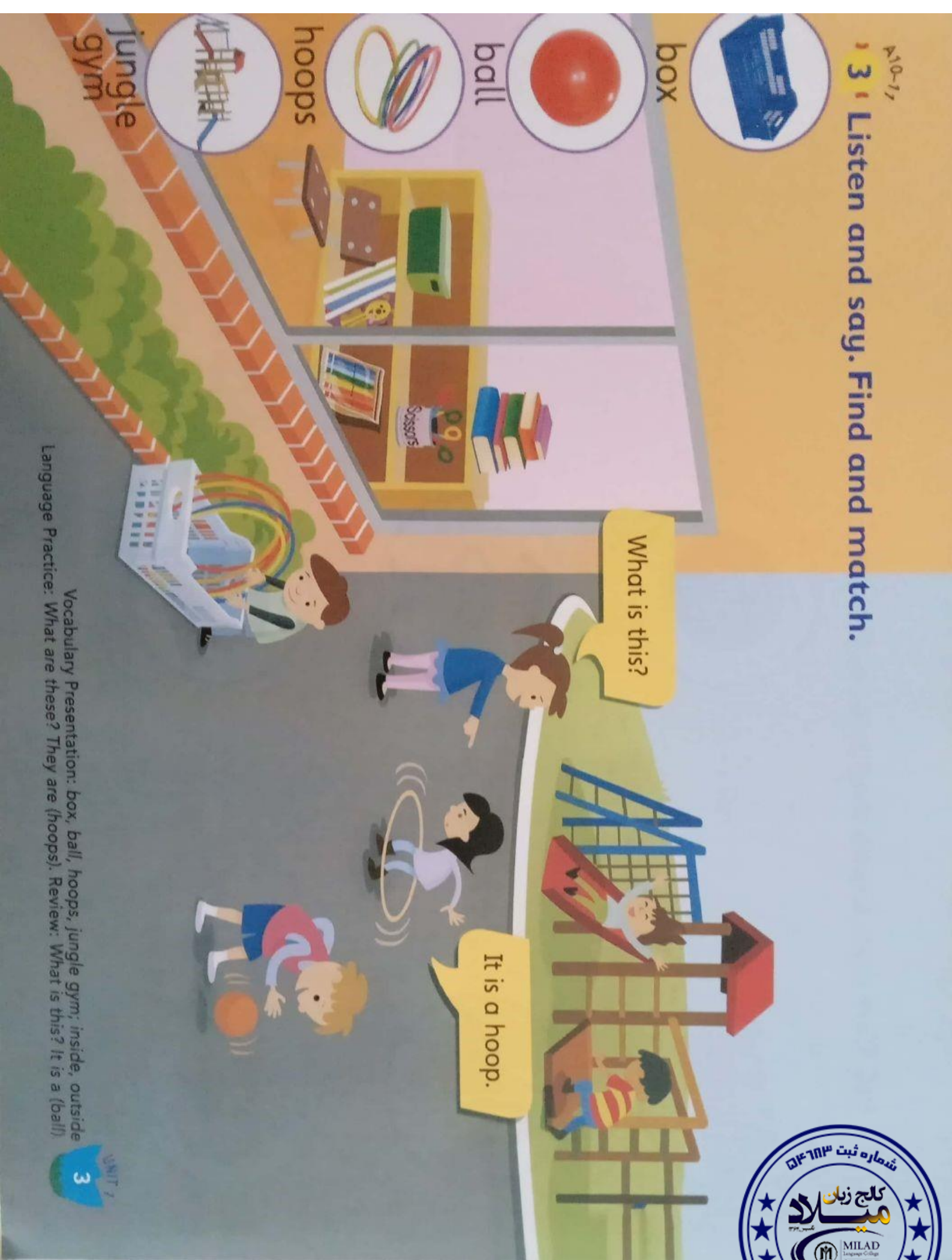
ball



hoops



jungle gym




What is this?

It is a hoop.

Vocabulary Presentation: box, ball, hoops, jungle gym, inside, outside
Language Practice: What are these? They are (hoops). Review: What is this? It is a (ball).

4


Cut out. Look and trace. Paste.



4


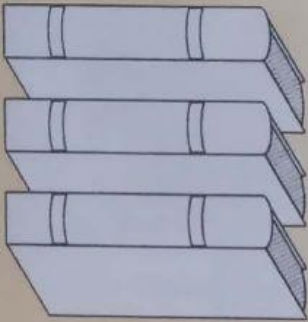
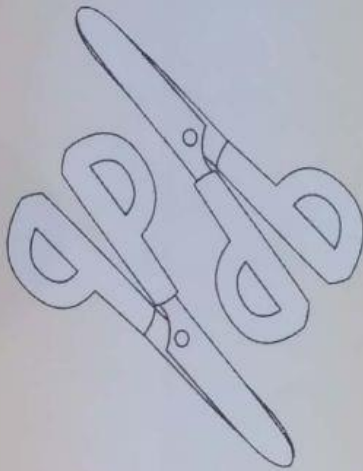
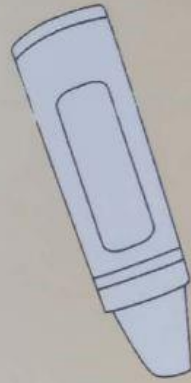
Vocabulary Practice: box, ball, jungle gym, boy, shelves, books; Review prepositions: in, on
Language Review: This is (a box). These are (shelves).

5 Listen and say. Trace numbers, count, and match.

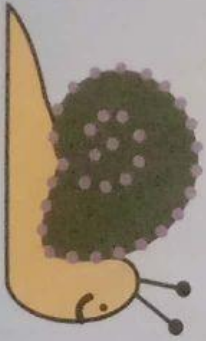
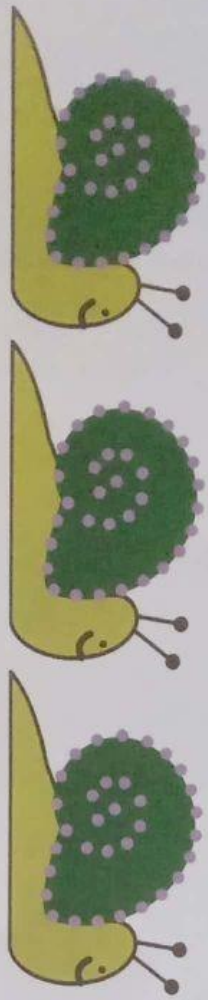


Math Connection: Numbers 1, 2, 3; Review: This is/These are

6 Trace, color and count. Then match.



7 Look and find. Then trace and say.





Cut out. Listen, match, and paste.



1.



2.



3.



Pre-reading Practice: Visual Discrimination; Review colors





Draw and color



Copyright © 2014 by Pearson Education, Inc.



Your turn. Draw and color.



4

Draw and color.



1



Find a box!



Vocabulary Practice: shelves, scissors, markers, books, box, FIND IT: box

Values: Respect the teacher and listen.



10 Look closely. Color the frame around the snail's trail.

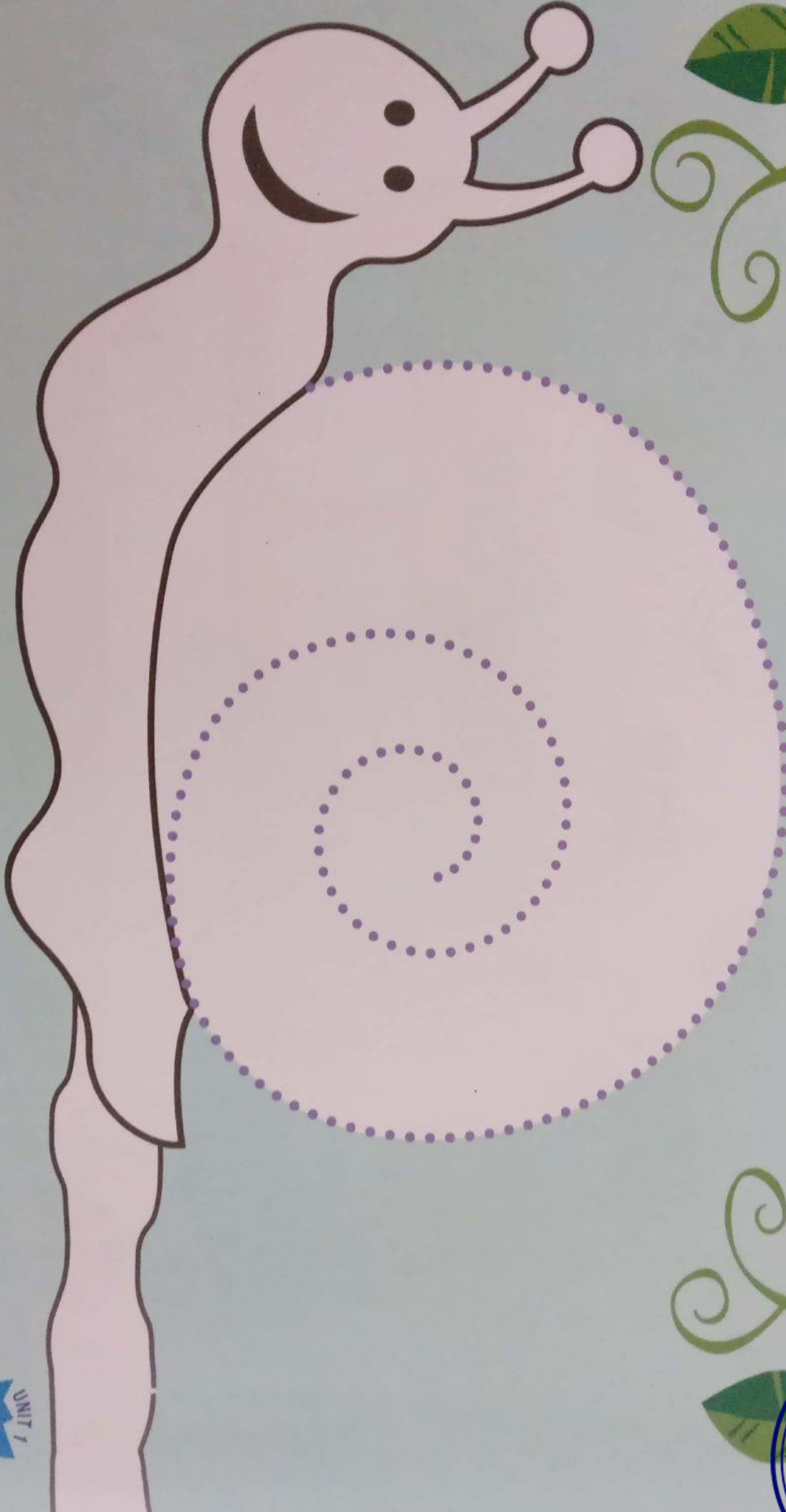


What are these?



PROJECT

Make a Snail

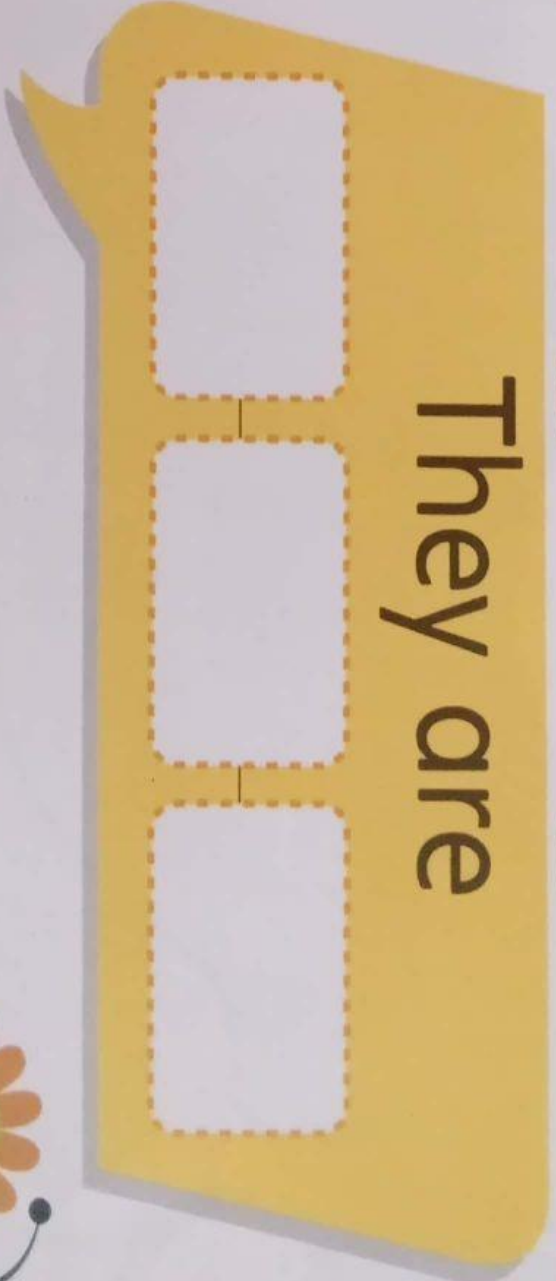



Project: Draw a snail and make its trail.
Science and Art Connections

UNIT 7
13



11 Draw your face. Stick and say.



GO TO
SHOW
TIME
Page 116





MY SENSES



1 Look and predict.
Listen.



Find the bells!



Unit Preview, FIND IT in the unit: bells

2 Listen and say. Find and match.



tongue



nose



ear



hands



eyes

I smell with my nose.



16 Vocabulary Presentation: tongue, nose, ear, hands, eyes
Language Presentation: What do you (smell) with? I (smell) with my (nose).

3 Listen and say. Find and match.



I taste with my tongue.




Vocabulary Presentation: smell, see, taste, touch, hear, Vocabulary Practice: eyes, nose, ears, hands, tongue
Language Practice: What do you (taste) with? I (taste) with my (tongue).



4 ✂ Cut out. Look and paste.



5 Listen and say. Trace numbers, count, and match.

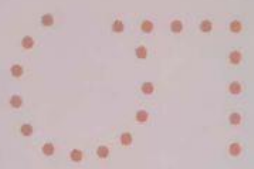


Math Connection: Numbers 4, 5, 6; Review: This is/They are; FIND IT: squares

6 Count and trace. Then match.



salty





sweet




sour





7 Look and say. Then circle.

	smell
	

	see
	


	touch
	

	taste
	

	hear
	

Vocabulary Practice: smell, touch, see, taste, hear
 Language Practice: What do you (smell) with? I (smell) with my (nose).

A2-B-30
8 Listen and match. Say.





Copyright © 2014 by Pearson Education, Inc.

4
What is this?

Mmmm. I taste apple with my tongue!



A32

Guessing Game

What is this?

I don't know. I see with my eyes.



2

What is this?
I don't know. I smell with my nose.



Copyright © 2014 by Pearson Education, Inc.

What is this?

I don't know!
I want to taste it!




9 Who is polite? Circle.



Find ed






What do you see?




Values: Be polite and wait for your turn.
FIND IT: ears



10 Look closely. Cut out and paste.



What do you taste with?



PROJECT

Taste with Your Tongue!

1			
2			
3			



Project: Experiment with different tastes.
Science Connection





11 Draw your face. Stick and say.



I see with
my _____.



3

MY FAMILY

5 & 43
1 Look and predict. Listen.



Find the babies!



Unit Preview; FIND IT in the unit: babies



2 Listen and say. Find and match.



grandfather



grandmother



aunt



uncle



She is my grandmother.

Vocabulary Presentation: grandfather, grandmother, aunt, uncle; Vocabulary Review: grandparents
Language Review: Who is (she)? (She) is my (grandmother). Who are they? They are my (grandparents).



3 Listen and say. Find and match.




cousin



house



apartment



pets




She is my cousin.



Vocabulary Presentation: cousin, house, apartment, pets (cat, dog)
Language Review: What is this? It is my (house). What are these? They are (my pets).






4 ✂ Cut out. Paste and say.



Vocabulary Practice: grandmother, uncle, pets (cat, fish, bird, dog), house, apartment
Language Presentation: Where does (Grandmother) live? In (a house).




5 Listen and say. Trace numbers, count, and match.




6 Count and trace. Then match.



green




red



purple



7 Look and match. Then count and write.



pets



Vocabulary Practice: grandfather, child, mother, father, pet
Language Practice: my, your

2



Who is he?



He is my cousin!



Copyright © 2014 by Pearson Education, Inc.



Who is he?



He is my uncle!



3



9 Draw someone in your family.





Find the grandfather!



Values: Show you appreciate family members.
Vocabulary Practice: grandmother, grandfather, FIND IT: grandfather



10  Look closely. Cut out and paste.



Critical Thinking: Birds make different houses.
Science Words: nest, swallow, eagle, hummingbird, robin



PROJECT

Make a Paper Nest



What lives in a nest?



Project: Weave paper to make a nest.
Science and Art Connections

41

UNIT 3






11 Stick and say.



She is my _____



2 Listen and say. Find and match.



swing



tricycle



car




slide



3 Listen and say. Find and match.



action figure



blocks



game



playhouse



I have an action figure.


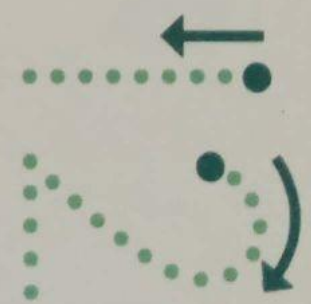

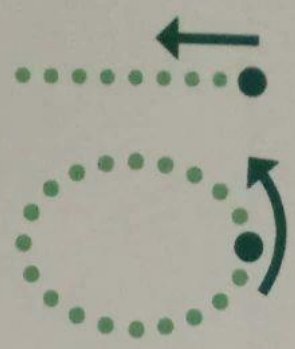
Vocabulary Presentation: action figure, blocks, game, playhouse;
Language Practice: What do you have? I have (an action figure).



4 Look and color.




5 Listen and say. Trace numbers, count, and match.



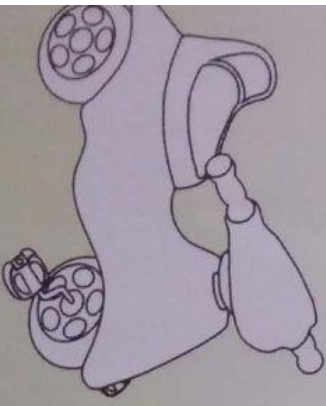
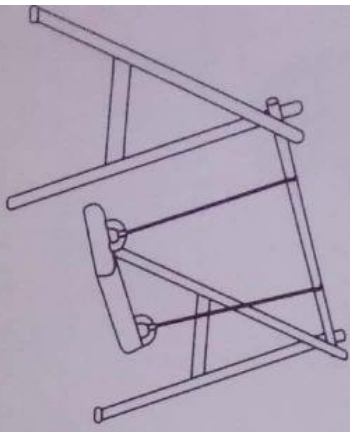
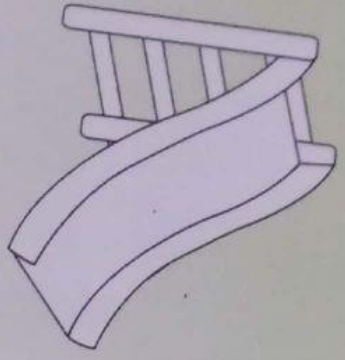
Math Connection: Numbers 10, 11, 12; Review: This is/These are



6 Trace and count. Then draw.



7 Look and match. Then write.




Cut out, listen, and paste. Sing.

1.



2.



3.



4.



Pre-reading Practice: Animal Sounds: monkey (oo ah), duck (quack), seal (arf), cat (meow)
Big and little animals make sounds, and big and small letters stand for sounds.








A67

Outdoor Fun


Copyright © 2014 by Pearson Education, Inc.



Now I have a puppet-kite!



Hello. What do you have?


I have a puppet and blocks.



 I want the puppet, please!


 I have a kite.

 What do you have?

VALUES

9

Color blocks. What do you see?



Vocabulary Practice: playhouse, blocks, puppet, doll, action figure; FIND IT: puppets

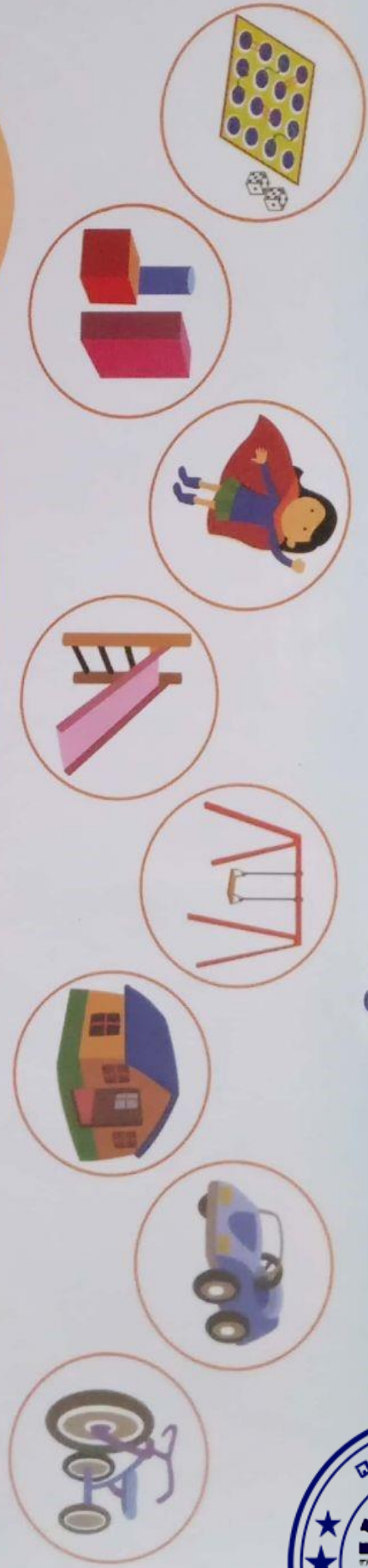
Values: Share toys to make something together.

UNIT 4
53





11 Draw your face. Stick and say.



I have a _____

Three dashed boxes for drawing.

GO TO SHOW TIME Page 116






FOOD

5 & B1
1 Look and predict. Listen.



Find the watermelon!



Unit Preview: FIND IT in the unit: watermelon

57



2 Listen and say. Find and match.



meat



fish



oranges



salad



I like fish.



Vocabulary Presentation: meat, fish, oranges, salad
Language Presentation: What do you like? I like (fish).



3 Listen and say. Find and match.



corn



watermelon



potatoes



chicken



Do you like corn?

Yes, I do.




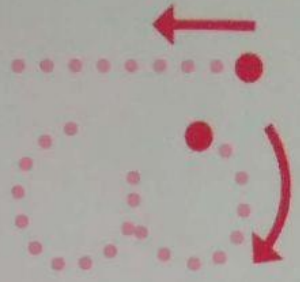
Vocabulary Presentation: corn, watermelon, potatoes, chicken
Language Presentation: Do you like (corn)? Yes, I do./No, I don't. Language Practice: What do you like? I like (fish).



4 ✂ Cut out, choose, and paste food. Color the drink.



5 Listen and say. Trace numbers, count, and match.



6 Look and count. Then draw and color.



7 Trace and say. Then draw.



sun



socks




Sandy

Sandy

A large rectangular area with a light pink background, intended for drawing. The name 'Sandy' is written in a dotted font at the top left of this area.

8 Listen and say. Cut out and paste. Trace and write.



Tracing practice for the letter 'S' on a dashed line. It shows a solid 'S', a dotted 'S', and a dashed 'S' for writing practice.

Pre-reading and Pre-writing Practice: Ss
Phonics Words: soup, salad, sandwich, sun, socks, seal



B11


I Like Apples



I like apples.



Copyright © 2014 by Pearson Education, Inc.



I like fruit salad!



I like watermelon.



Copyright © 2014 by Pearson Education, Inc.



I like oranges.



2

9 Color the scene showing good table manners.





10 Look and say. Match.



fruit




seeds

Critical Thinking: There are seeds in fruit. Plants grow from seeds.
Science Words: fruit, seeds



PROJECT

Plant a Seed



Think big!



Project: Plant a seed and watch it grow.
Science Connection


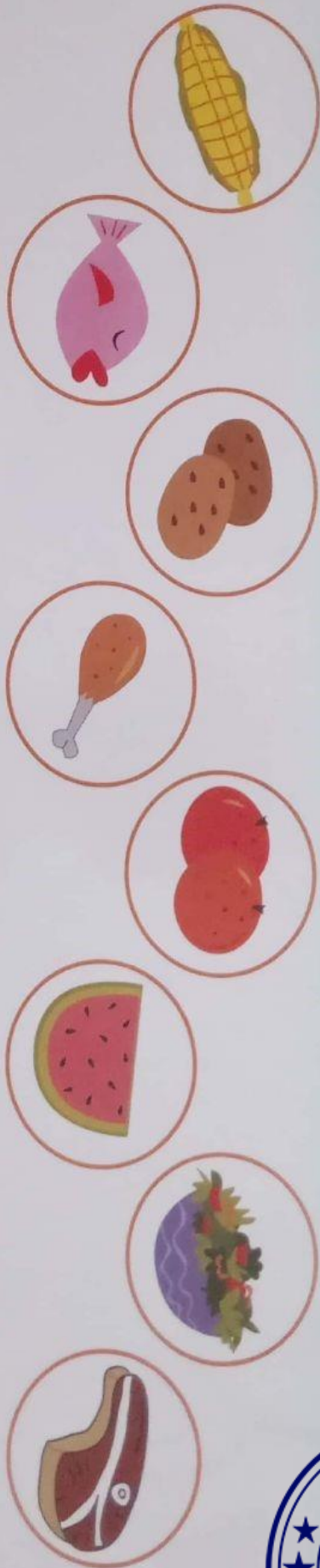
69

UNIT 5




WRAP-UP

11 Draw your face. Stick and say.



GO TO
SHOW
TIME
Page 116



MY CLOTHES



AS & B1A
1 Look and predict. Listen.

Find the umbrellas!




Unit Preview; FIND IT in the unit: umbrellas

UNIT 6
71

2 Listen and say. Find and match.



bathing suit



shorts



sandals



hat



B12-16
3 Listen and say. Find and match.



jacket



raincoat



boots



umbrella



She is wearing a bathing suit.

Language Practice: What is (he) wearing? (He) is wearing (a jacket). Language Review: What does (he) have? (He) has (an umbrella).





4 Look and match. Say.



Vocabulary Presentation: sunny, rainy, windy; Vocabulary Review: T-shirt, sweater, pants
Language Presentation: It is (sunny). Language Practice: What is (he) wearing? (He) is wearing (shorts).

5 Listen and say. Cut out and paste. Trace and count.




A rectangular box containing two rows of five red hats each, for a total of ten hats. Below the hats is a large dashed rectangular outline for pasting the cut-out hats.

A rectangular box containing two rows of five umbrellas each, for a total of ten umbrellas. Below the umbrellas is a large dashed rectangular outline for pasting the cut-out umbrellas.




Math Connection: Numbers 16, 17
Review: How many (hats) can you see? I can see (16) hats.

6 Look and match. Draw.



7 Trace and say. Then draw.



other



oon





att

Mary





Listen and say. Cut out and paste. Trace and write.



moon




muffin



mother



mouth



milk



meat

M m





How many sweaters do you see?



I see 1 BIG sweater!

Copyright © 2014 by Pearson Education, Inc.

B24

How Many



What do you see?



4

5

6



2



How many hats do you see?



I see 4 hats.

Copyright © 2014 by Pearson Education, Inc.



socks



How many socks do you see?



I see 6 socks.

3






Vocabulary Practice: raincoat, hat, umbrella, boots; FIND IT: hat



10 Look closely. Cut out and paste.



Blank label box for the robin.



Blank label box for the parrot.



Blank label box for the peacock.

Critical Thinking: Feathers help birds.
Science Words: seagulls, robin, parrot, peacock



PROJECT

Make a Bird Puppet



Your bird can fly!


Project: Make a bird finger puppet.
Art and Science Connections

UNIT 6
83





11 Draw your face. Stick and say.



He/She is wearing _____ .



GO TO
SHOW
TIME
Page 121





ANIMALS

A5 & B2
1 Look and predict. Listen.



Find the tractors!

Unit Preview: FIND IT in the unit: tractors



2 Listen and say. Find and match.



COW



rabbit



chicken



sheep

Where is the cow?

Here it is.



Vocabulary Presentation: cow, rabbit, chicken, sheep; under, next to
Language Presentation: Where is the (chicken)? Here it is. It is (under the tree).



3 Listen and say. Find and match.



tractor



barn



lamb



horse



Where are the lambs?



Here they are.



Vocabulary Presentation: tractor, barn, lamb, horse; Vocabulary Practice: cat, under, next to, in
Language Presentation: Where are the (lambs)? Here they are.

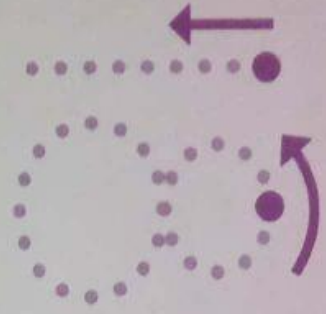












4 Listen. Look and trace. Say.

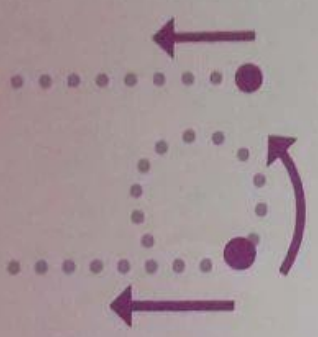














Listen and say. Cut out and paste. Trace and count.







6 Trace and say. Then draw.



ollipop



emonade



yn



uke




7 Look and find. Then draw.





Listen and say. Cut out and paste. Trace and write.




lizard



lemonade




lamb



lollipop



legs




lion

Tracing practice lines for the letter 'l'. The first row shows a solid 'l' followed by a dashed 'l'. The second row shows a dotted 'l' followed by a dashed 'l'. The third row shows a solid 'l' followed by a dashed 'l'.



Where Are the Lambs?

837



Copyright © 2014 by Pearson Education, Inc.

Here are the lambs.



I have a lamb, too!



Where are the rabbits?



Here they are.





10 Look closely. Cut out and paste the cutouts in order.



Wow! That's amazing!

Critical Thinking: Chicks come from eggs.
Science Words: egg, eggshell, chick




PROJECT

Make a Chick Card

Where is the chick?

Here it is!



Project: card showing a chick inside an egg.
Art and Science Connections

11 Draw your face. Stick and say.



Where are the _____ ?



GO TO SHOW TIME Page 122



8

MY WORLD

1 Look and predict. Listen.



Find the restaurants!



Unit Preview: FIND IT in the unit: restaurants



2 Listen and say. Find and match.



restaurant



park



fire station



school



Where is the restaurant?

It is over there.



3 Listen and say. Find and match.



hospital



police station



store



supermarket



Where is the school?

It is next to the hospital.



Vocabulary Presentation: hospital, police station, store, supermarket; in front of, behind; Vocabulary Practice: next to, Language Presentation: Where is the (park)? It is (behind) the (store).

4 Look and trace. Say.



Vocabulary Presentation: police car, fire truck, ambulance, truck, toy store
Language Presentation: Where is the (fire truck) going? It's going to the (fire station).



Listen and say. Cut out and count. Paste and trace.



1 2 3 4 5 6 7 8 9 10

11 12 13 14 15 16 17 18 19 20



6 Trace and say. Then draw.



ish



ingers





rank



ay




7 Say and trace. Then count and color.





Listen and say. Cut out and paste. Trace and write.



fish




four



finger



fire station




feet



farmer

F f





Copyright © 2014 by Pearson Education, Inc.



Where is Tim?



He is sleeping in the chair!



852

Shopping with Mommy



Where are the chairs?



They are over there.





2

Can I sit down?

Yes, you can.

Copyright © 2014 by Pearson Education, Inc.



Where are the tables?

They are next to the chairs.

3



VALUES

9 Look and match.




I recycle.





10 Look closely. Cut out and paste.




Critical Thinking: The moon looks different every night.
Science Words: crescent moon, half moon, full moon



PROJECT

Make a Telescope




Project: Make a telescope and observe the moon.
Science and Art Connections

UNIT 8
111





11 Draw your face. Stick and say.



GO TO SHOW TIME Page 123






SHOW TIME

854



Listen and sing.



Find the flowers!



Unit Preview: FIND IT in the unit: flowers


UNIT 9
113



Make a Flower Mask



1.



2.



3.



Make Scenery

1.



3.



2.





Unit 1 MY SCHOOL

Think about the unit. Draw.





Unit 2 MY SENSES

Think about the unit. Draw.





Unit 3 MY FAMILY

Think about the unit. Draw.



SHOW
TIME

Unit 4 MY TOYS

Think about the unit. Draw.



Have fun!





Unit 5 FOOD


Think about the unit. Draw.



SHOW
TIME

Unit 6 MY CLOTHES

Think about the unit. Draw.



Make costumes!



Show Time Personalization


UNIT 6
121





Unit 7 ANIMALS

Think about the unit. Draw.



SHOW
TIME

Unit 8 MY WORLD

Think about the unit. Draw.



Show Time Personalization

UNIT 8
123





MEM

BIG

FUN

has completed Level 2!


Teacher





Cutouts for Unit 1

page 4



page 8







Cutouts for Unit 2

page 18



page 26








Cutouts for Unit 3

page 32



page 40








Cutouts for Unit 4

page 50



page 54









Cutouts for Unit 5

page 60




page 64







page 75



page 78



page 82









Cutouts for Unit 7

page 89



page 92



page 96









New Big Fun 2 Stickers



Unit 1
Page 14



Unit 2
Page 28



Unit 3
Page 42



Unit 4
Page 56



Unit 5
Page 70



Unit 6
Page 84





Unit 8
Page 112

Page 98
Unit 7

Fun 2 Stickers





NEW BIG FUN

2

Share in your students' success.
Watch them enjoy learning
English and new skills.

New Big Fun prepares students for a natural
and positive experience with language:

- **Communication:** because young children like to express their interests and ideas
- **CLIL:** because young children are learning English and so much more
- **21st Century Skills:** because young children need to be prepared for the world that awaits them
- **Assessment for Learning:** because awareness and confidence lead to success.



ISBN 978-1-292-26578-0



9 781292 265780