



NEW

BIG

FUN

Workbook

Mario Herrera

Barbara Hojel

P Pearson



NEW BIG FIM WORKBOOK

Mario Herrera
Barbara Hojel



**New Big Fun
Workbook 3 with Audio CD
Pearson Education Limited**

KAO Two, KAO Park, Hockham Way, Harlow, CM17 9SR, England and Associated Companies throughout the world.
www.English.com
© Pearson Education Limited 2018

Authorized Adaptation from the U.S. edition, entitled Big Fun, 1st Edition, by Mario Herrera and Barbara Hojel, published by Pearson Education Inc. © 2014 by Pearson Education, Inc.
The right of Mario Herrera and Barbara Hojel to be identified as authors of this Work has been asserted by them in accordance with the Copyright, Designs and Patents Act 1988.
All rights reserved; no part of this publication may be reproduced, stored in a retrieval system, or transmitted in any form or by any means, electronic, mechanical, photocopying, recording, or otherwise without the prior written permission of the Publishers

First published 2018

ISBN: 978-1-292-26575-9

Set in Gill Sans Infant Std, Avenir LT Pro, ITC Avant Garde Gothic Std, Banco ITC Font

Printed in China (SWTC/02)

Text composition: Isabel Arnaud

Illustration credits: A Corazón Abierto, Javier Montiel

PEARSON ELT ON THE WEB

PearsonELT.com offers a wide range of classroom resources and professional development materials. Access course-specific websites, product information, and Pearson offices around the world.

Visit us at www.pearsonELT.com.



CONTENTS

1 At School	1	6 Our Things	51
2 Feelings	11	7 Animals	61
3 Home	21	8 Places	71
4 Recycle	31	9 Show Time!	81
5 Eating Out	41		





NEW

BIG FUN

Song



*From the sky to the ground
And all the way around—
We can have big fun!
If there's rain, if there's sun,
Let's play with everyone.
We can have big, big fun!*



*Take a walk outside.
Our world is big and wide.
There are flowers and trees
And yellow bumblebees.
Buzz, buzz, buzz!*


(Chorus)

*Join your hands with me.
Let's see what we can see!
Then take a closer look.
We'll learn beyond our book.
Look, oh, look!*

(Chorus)



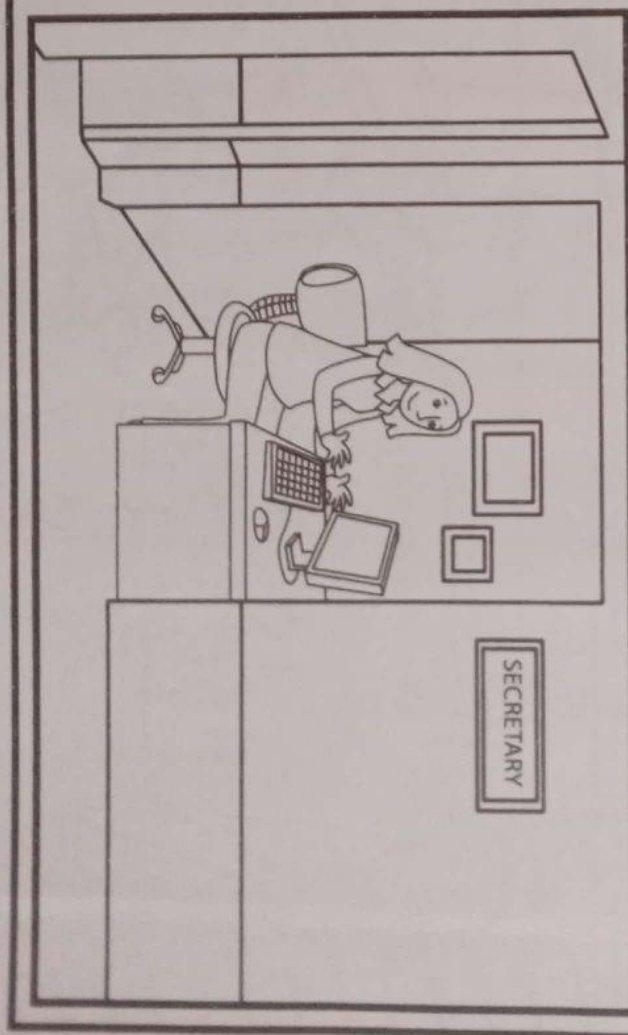

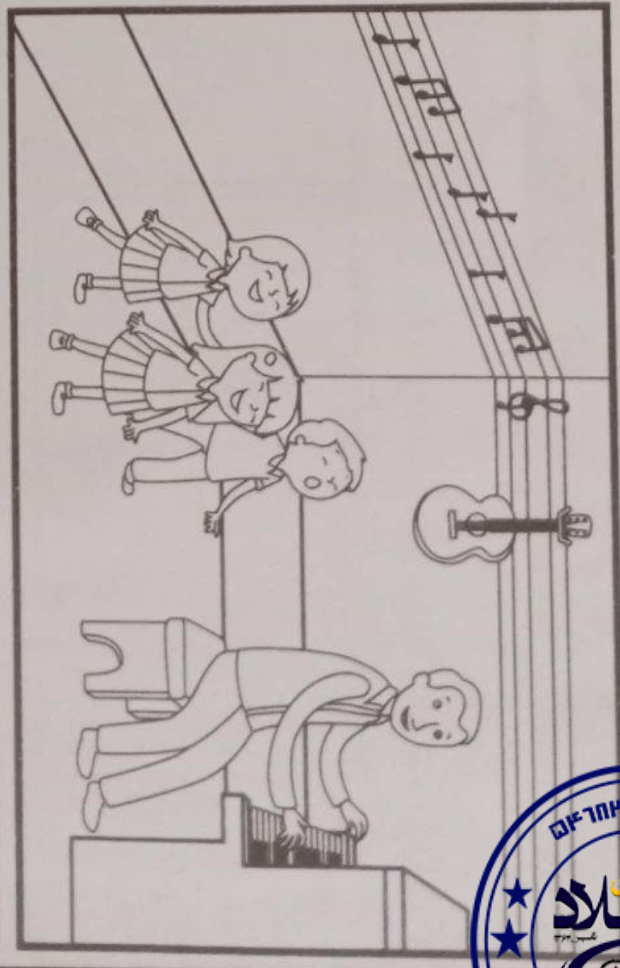

What is wrong? Find and circle.




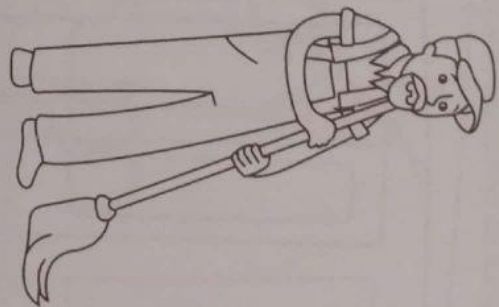
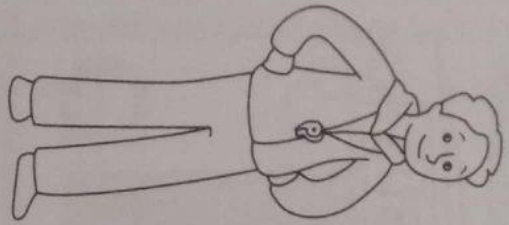
Opener



Draw the English teacher and the principal.




Look and match.



Vocabulary Practice: gym teacher, janitor, gatekeeper



Cut out and paste. Draw yourself and color.



4

Vocabulary Review: bus driver, music teacher, bus, classroom




Look and circle the correct letter. Trace and draw.



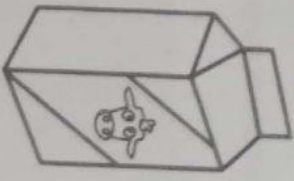
a **f**



a m



s m



f m

Large empty box for writing the letter 'f'.

F f

Large empty box for writing the letter 'a'.

A a

Large empty box for writing the letter 's'.

S s





Large empty box for writing the letter 'm'.

M m







VALUES

Look, trace, and draw a happy face or a sad face



Listen and point. Listen again, match, and trace the number

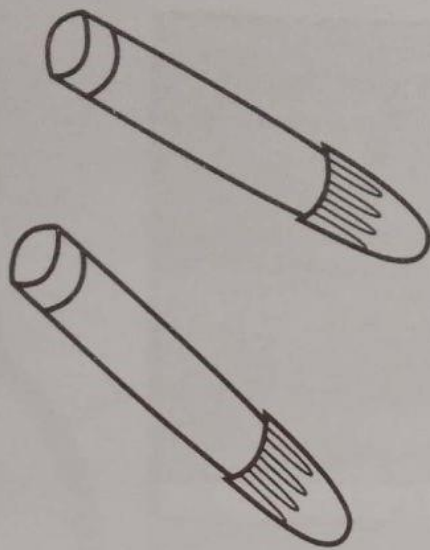
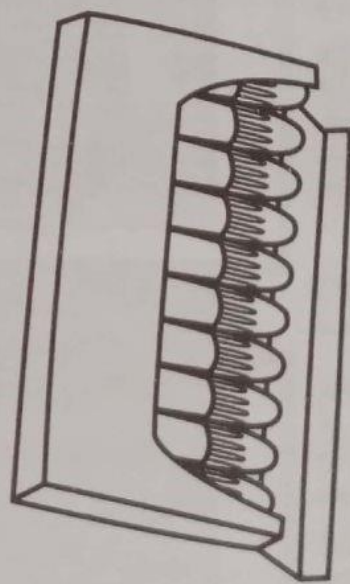
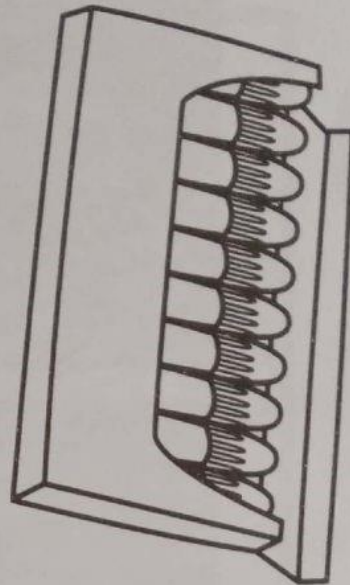
Who Is She?



Story Sequence: Who Is She?



Count, draw, and trace. Color.





12

17

19




What does each animal make? Look and match. Color.



Amazing: Science Connection: cow, milk, bee, honey, chicken, eggs, sheep, wool


AT SCHOOL

Draw people at school.



10


Personal Response





FEELINGS

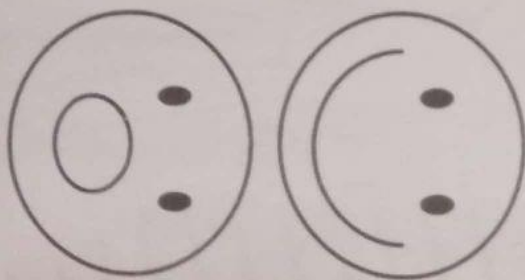
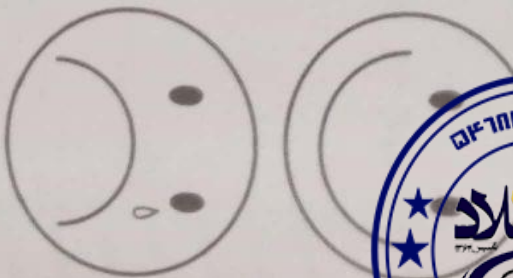
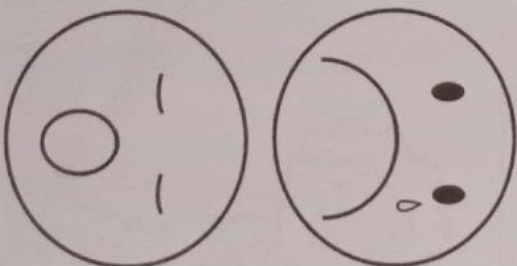


What is wrong? Find and circle.




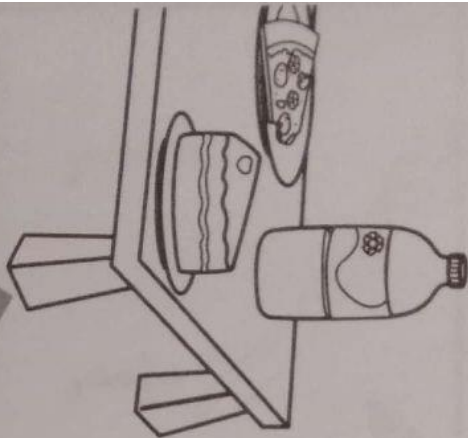
Opener



Look and color the matching face.



Look and match.



Vocabulary Practice: scared, mad, sick, excited


Trace and draw actions that make Mom mad and happy.



Mom



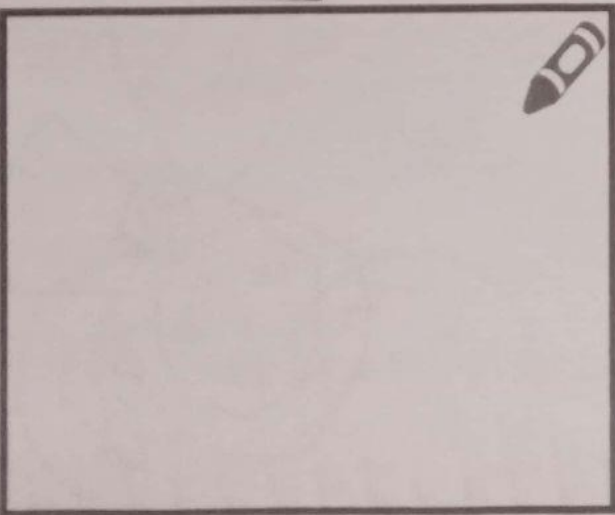
Mom



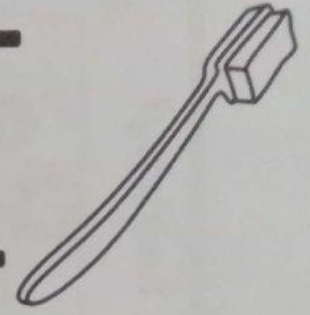
Mom



Mom




Look and circle the correct letter. Trace and draw.



l t



p l



e t



e p



T t

L l

E e

P p





How do you stay healthy?



4
✂ Cut out, listen, and paste.

Are You Okay?




1



2




3



4




Look and circle the parts of the animals' bodies that protect them.



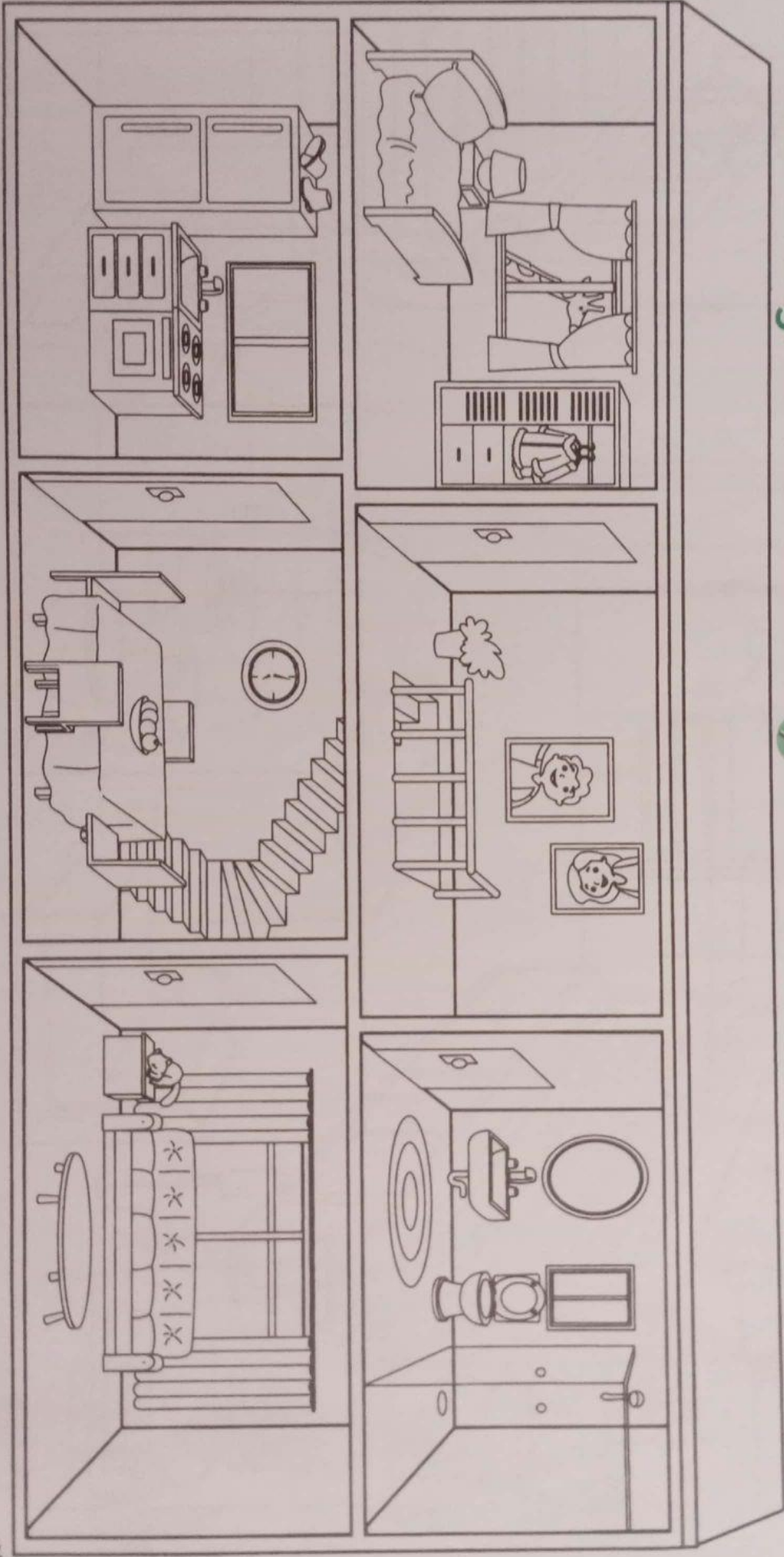
Amazing: Science Connection: owl, claws; rhinoceros, horns; tiger, fangs/claws

FEELINGS


Draw your feelings.




What is wrong? Find and circle.



Where are the family members? Look and match.



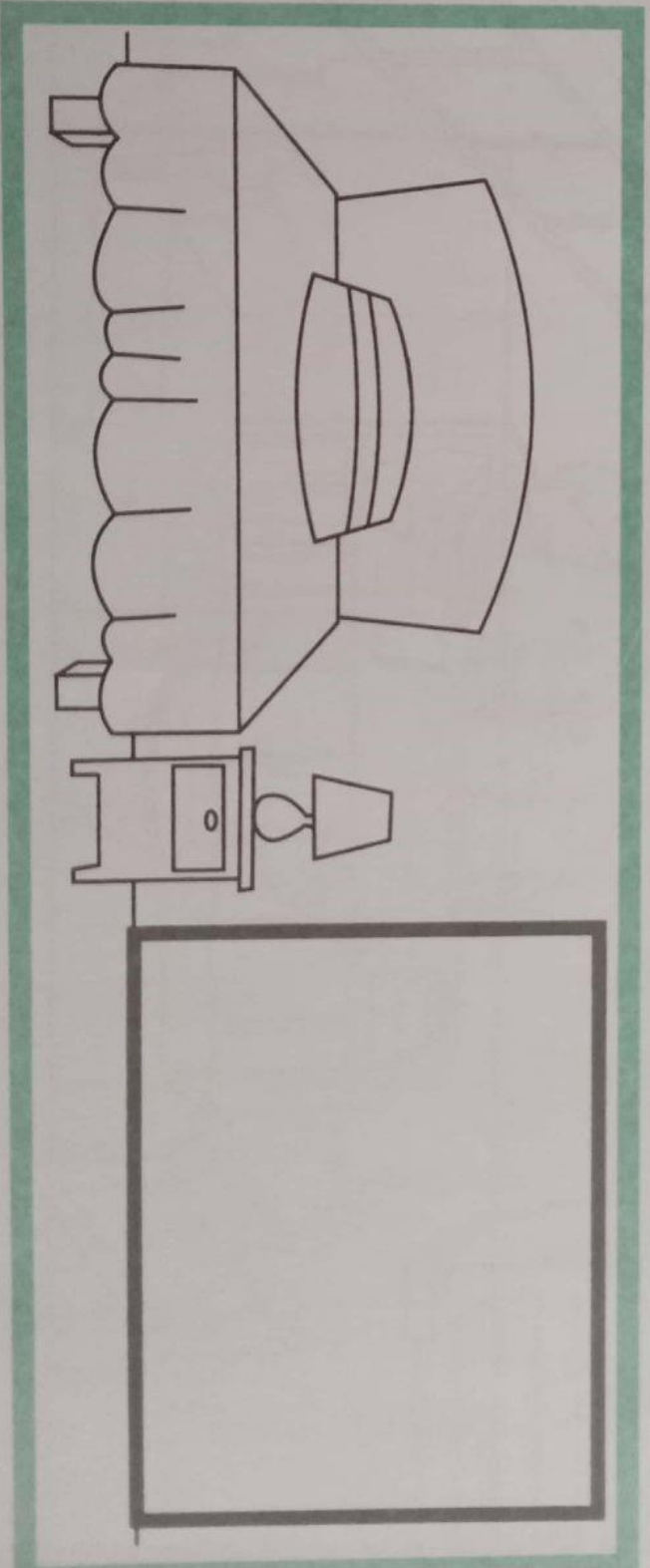
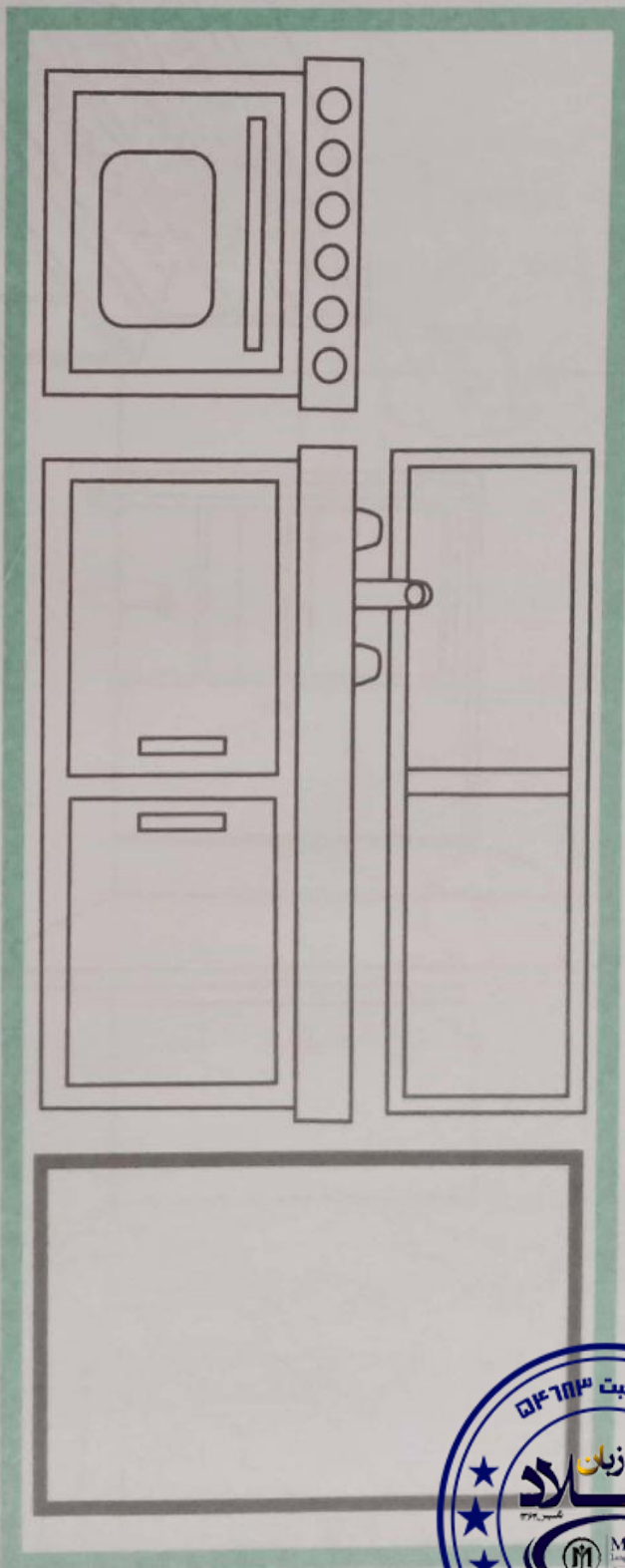
Cut out and paste. Say.



Vocabulary Practice: dining room, hallway, closet, stairs
Language Practice: Where is (the cat)? It's (in the closet).




What is missing in each room? Trace, draw, and



Trace and match.



C N I G

n g c i



Pre-reading and Pre-writing Practice: Cc, Nn, Ii, Gg, and discriminating sounds

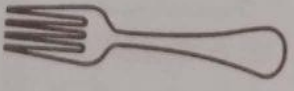
Are they respecting differences? Complete the sentences.
Trace and read the sentences.



It is a






It is a

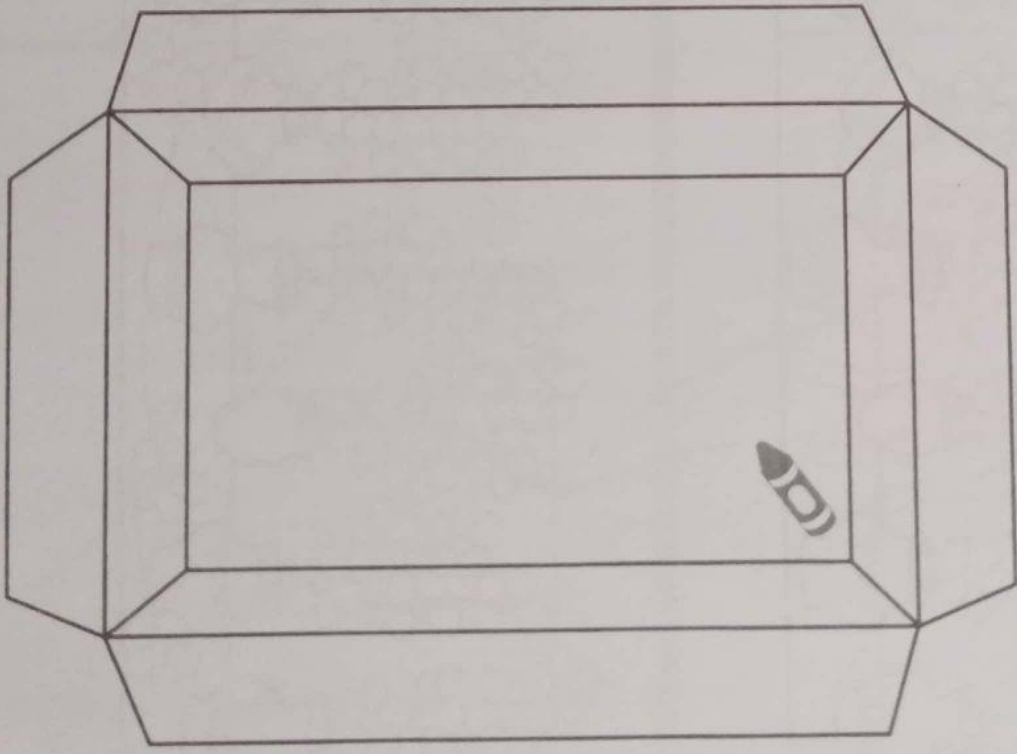


5 Look and listen. Draw someone hiding in the box and say.

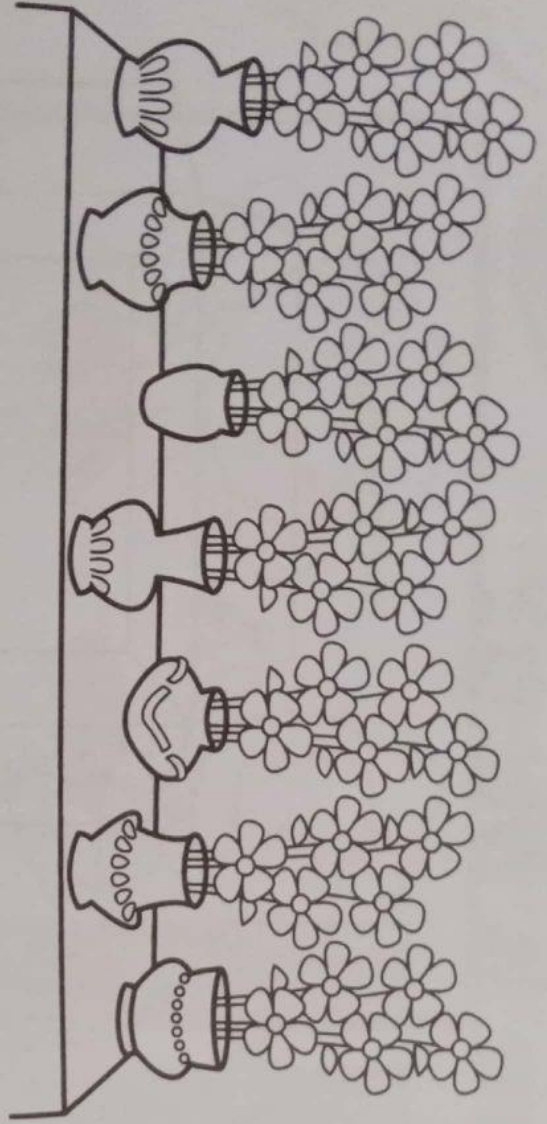
Where is Meg?



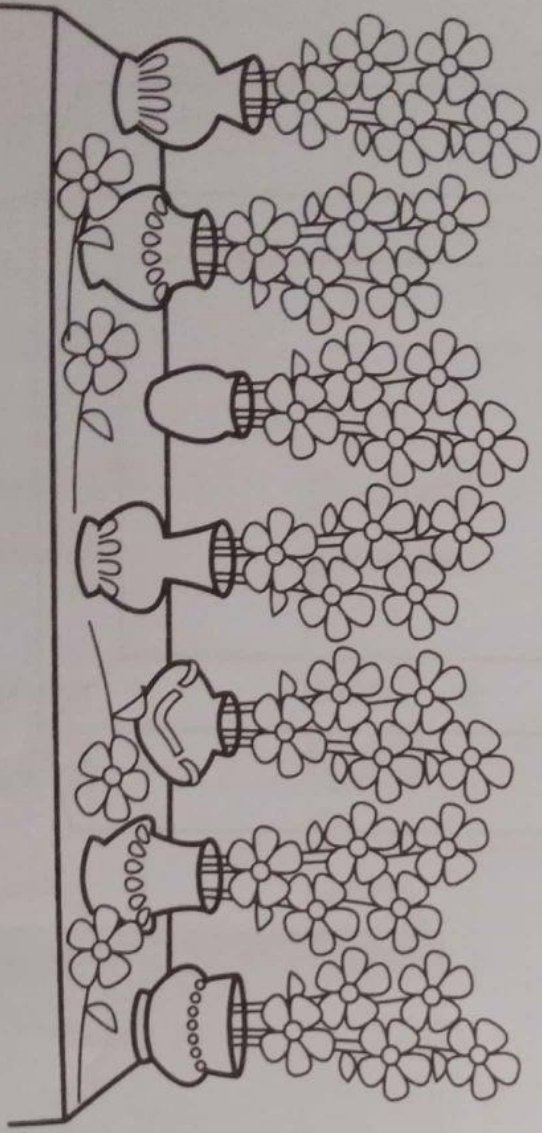
Where is ... ?



Circle the sets of ten, count and write.

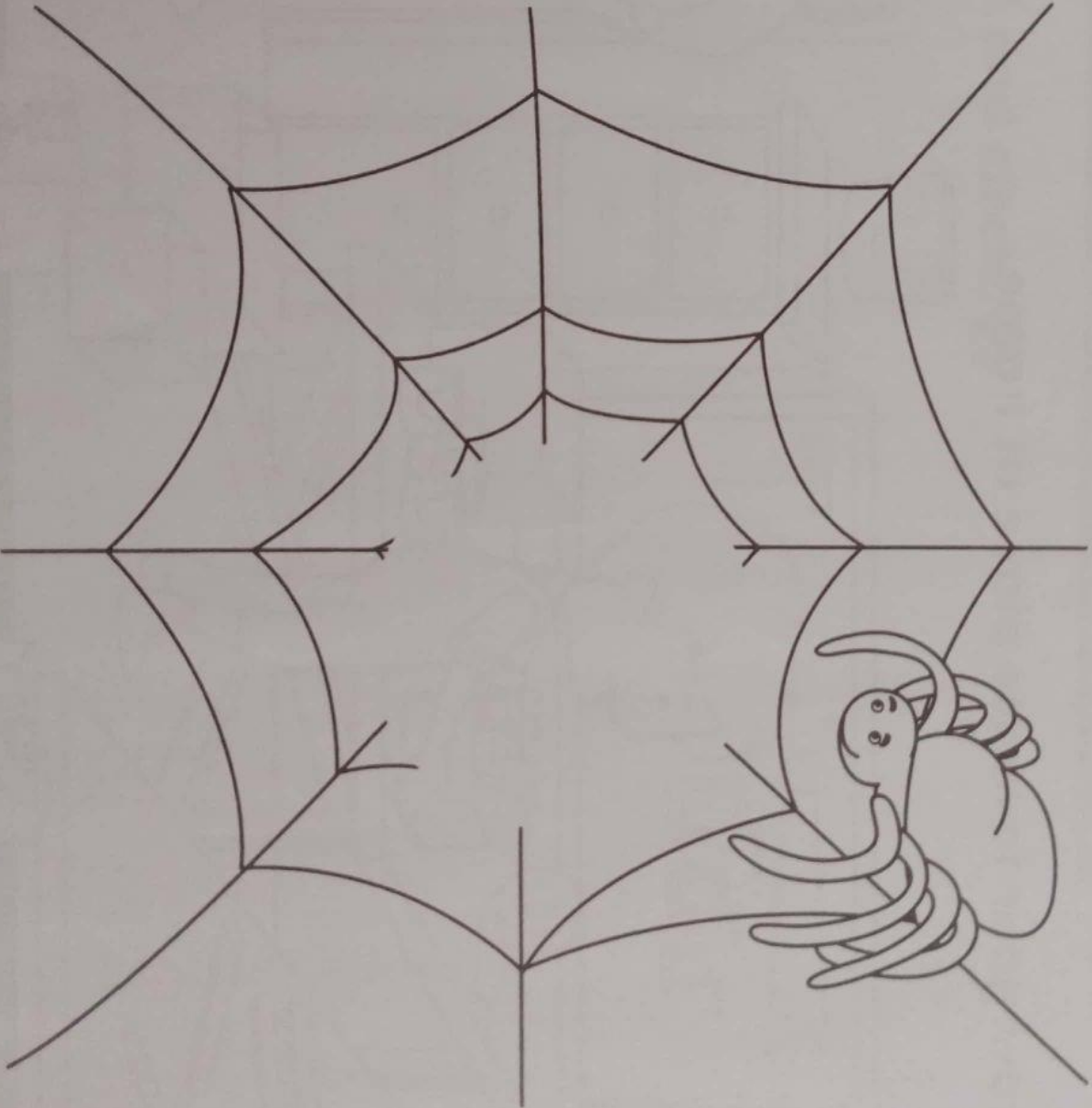



35



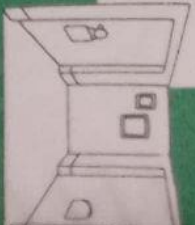
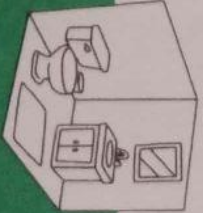

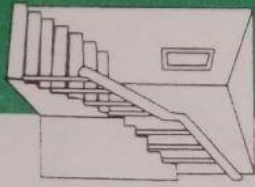
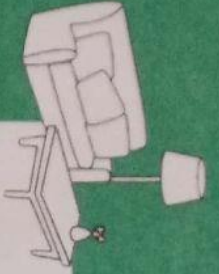
39

What is for dinner? Circle an insect and draw it in the spider's web.



HOME

Draw your favorite place at home.






RECYCLE



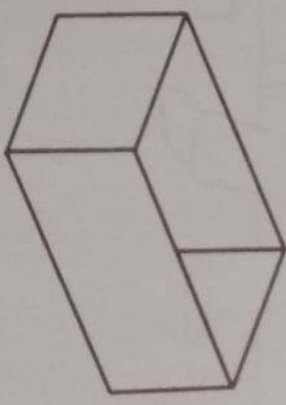

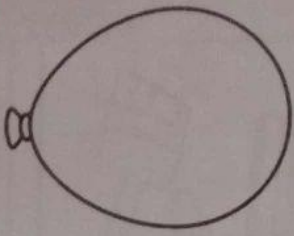
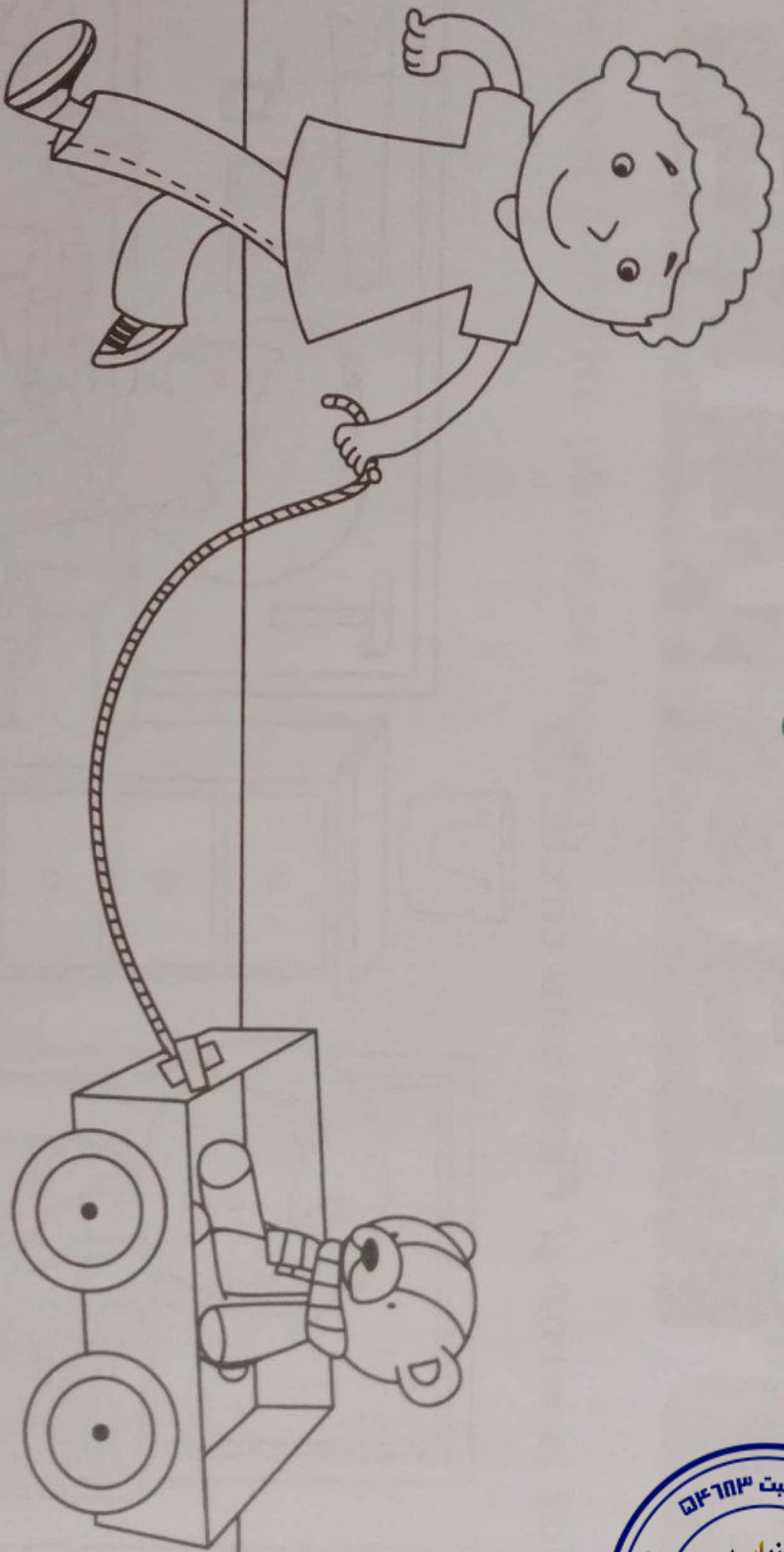
What is wrong? Find and circle.



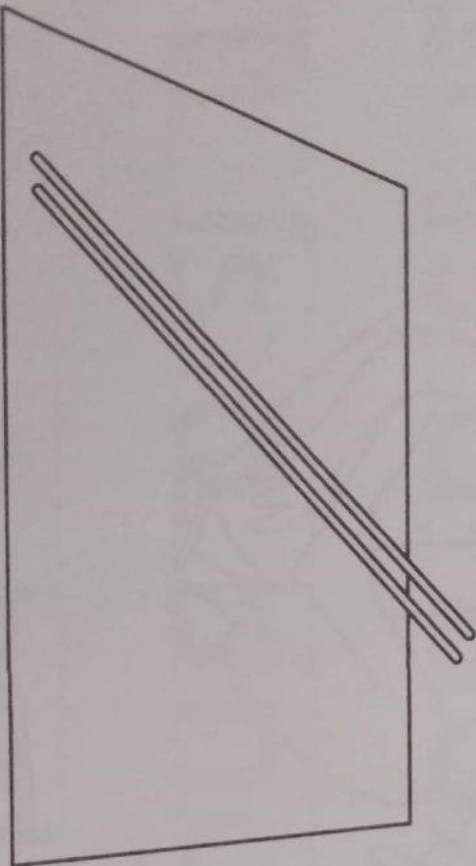
Opener



What do you need to make a wagon? Look and circle or cross out.



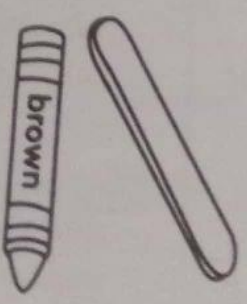

✂ What do you need to make a kite?
Cut out and paste.



Vocabulary Practice: paint, paintbrush, sticks, glue
Vocabulary Review: paper, tape, string



Look and color the crayons and the lion mask.



Trace and write. Trace, read, and circle. Trace, read, and draw.

H

R

B

O

h

r

b

o


It is a book.



It is a ring.

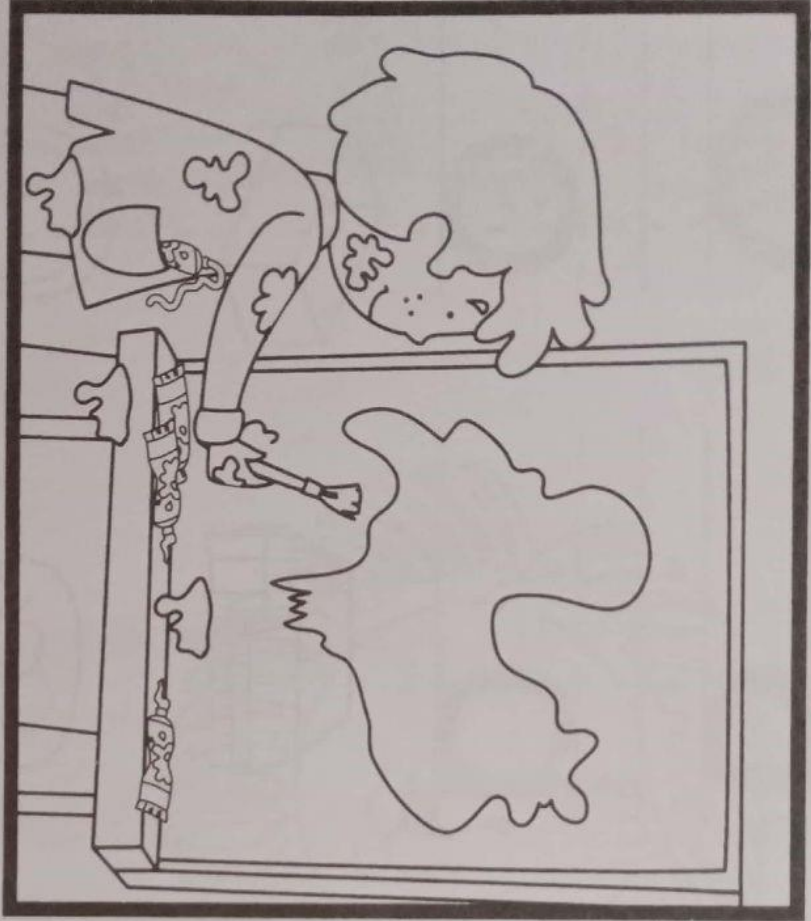


It is a hat.






VALUES

Is he being wasteful? Draw a happy or a sad face.
Then draw yourself and complete the face.




What about you?


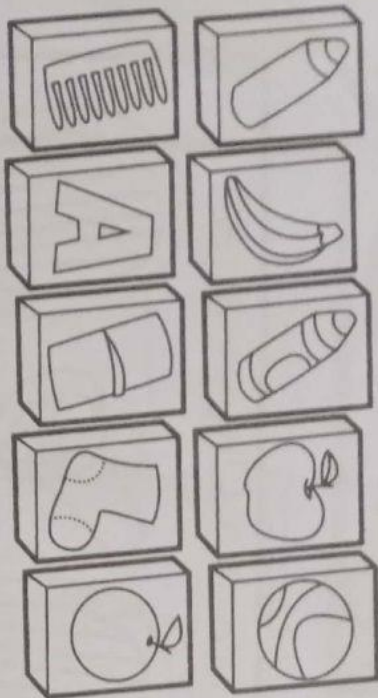


Look and listen. Color what they need to make a tent.

We Need Books!




Circle the houses and draw the missing boxes. Color.





=

10




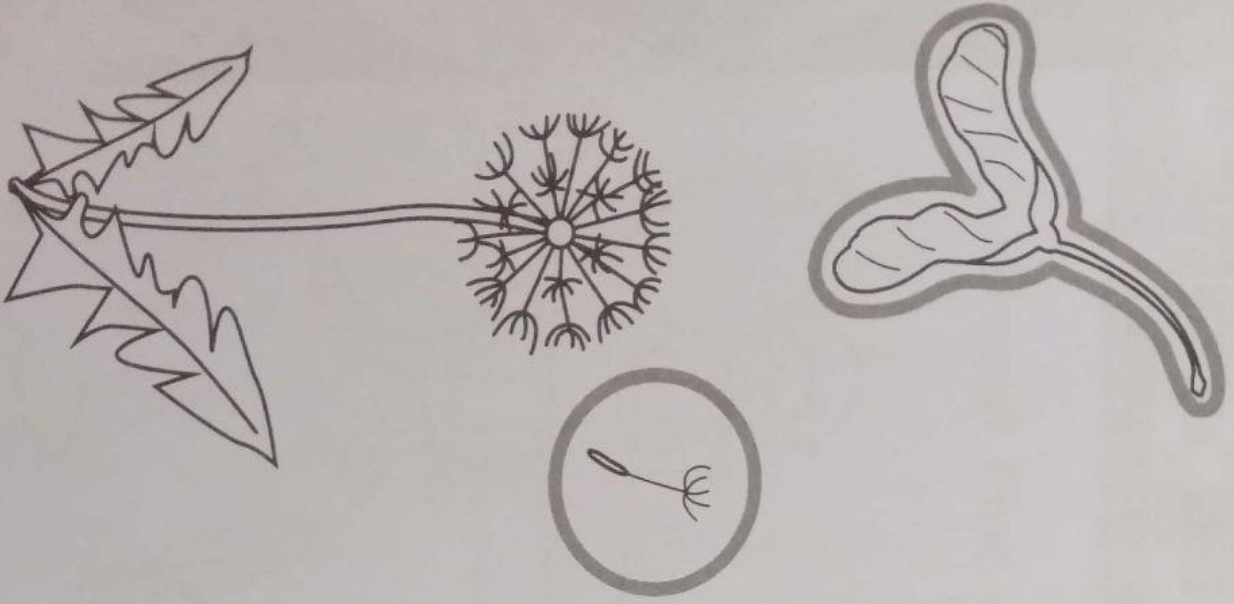
= 43



= 48



Trace around the flying seeds. Match and color.



RECYCLE

Draw how you recycle.



40


Personal Response




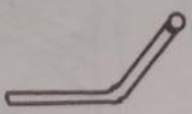
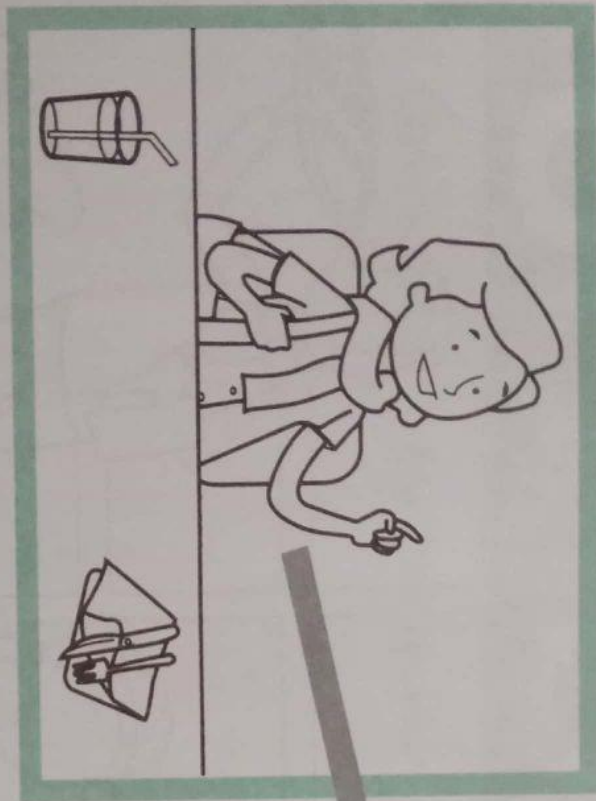
5

EATING OUT


What is wrong? Find and circle.



What is each person missing? Look and match.



What do you want to eat and drink? Draw and say.



Trace and match. Trace, write, and read.

K

D

U

ج

j

d

k

u

It is a

__ uck.




It is a

__ acket.

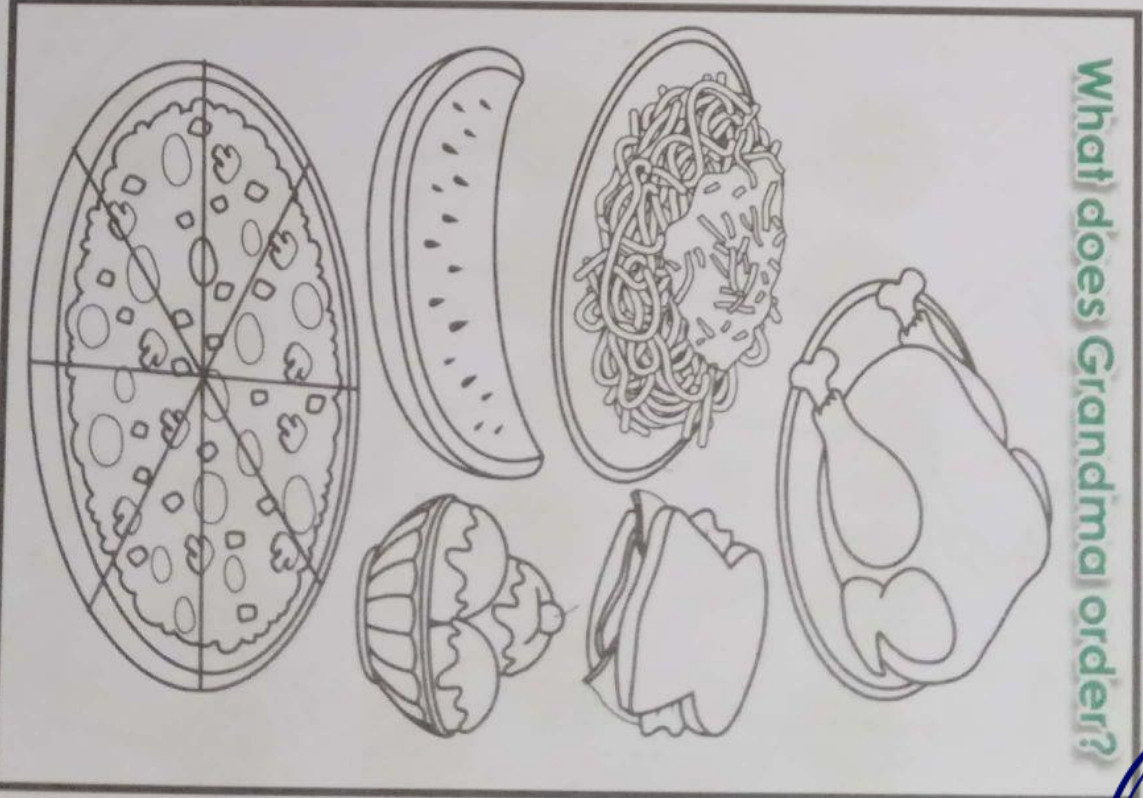


Look and listen. Color the food that Grandma orders.

Lunch with Grandma




What does Grandma order?



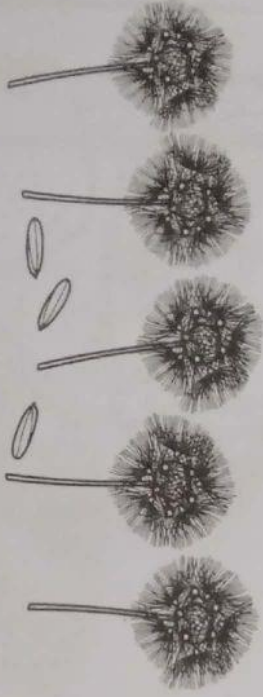
Count the seeds, trace and color.



==



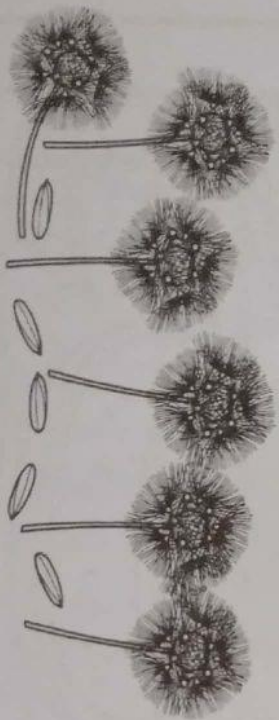
==



==

53

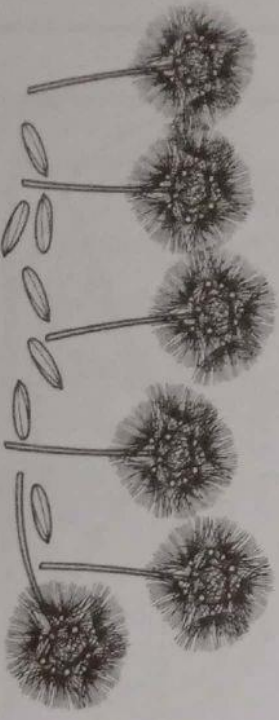
50



==

60

65




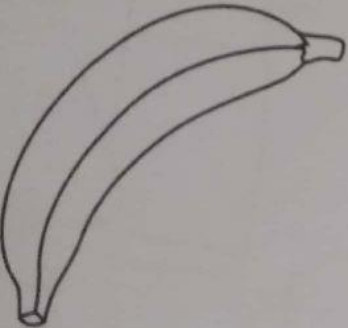
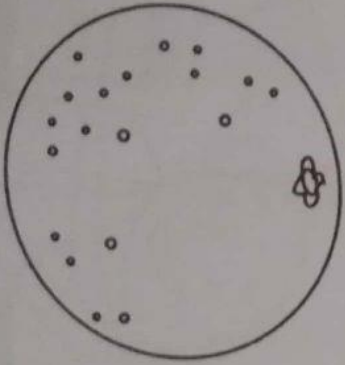


==

69

67



Look at the patterns in the fruit and vegetables. Match.

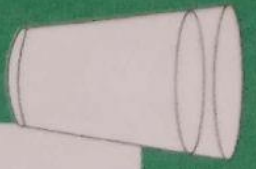


EATING OUT


Draw your favorite restaurant.

50


Personal Response





What is wrong? Find and circle.



What is each person missing? Look and match.



Look and circle the differences.



Trace and match. Then trace, read, and color.

Q

Y

V

W

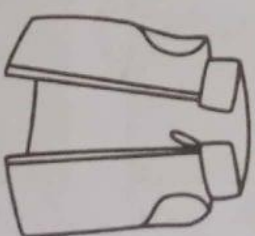
Y

q


w

v

It is a red




It is a yellow





Pre-reading and Pre-writing Practice: Qq, Vv, Yy, Ww; rebuses and simple sentences

Is she being neat? Look and draw a happy or a sad face.
Then draw yourself and complete the face.



What about you?






Cut out, listen, and paste.

At the Store




1



3



2






4

Story Sequence: At the Store

UNIT 6
57





Look and color by number.



OUR THINGS

Draw your favorite things.





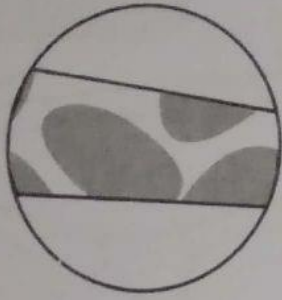


ANIMALS

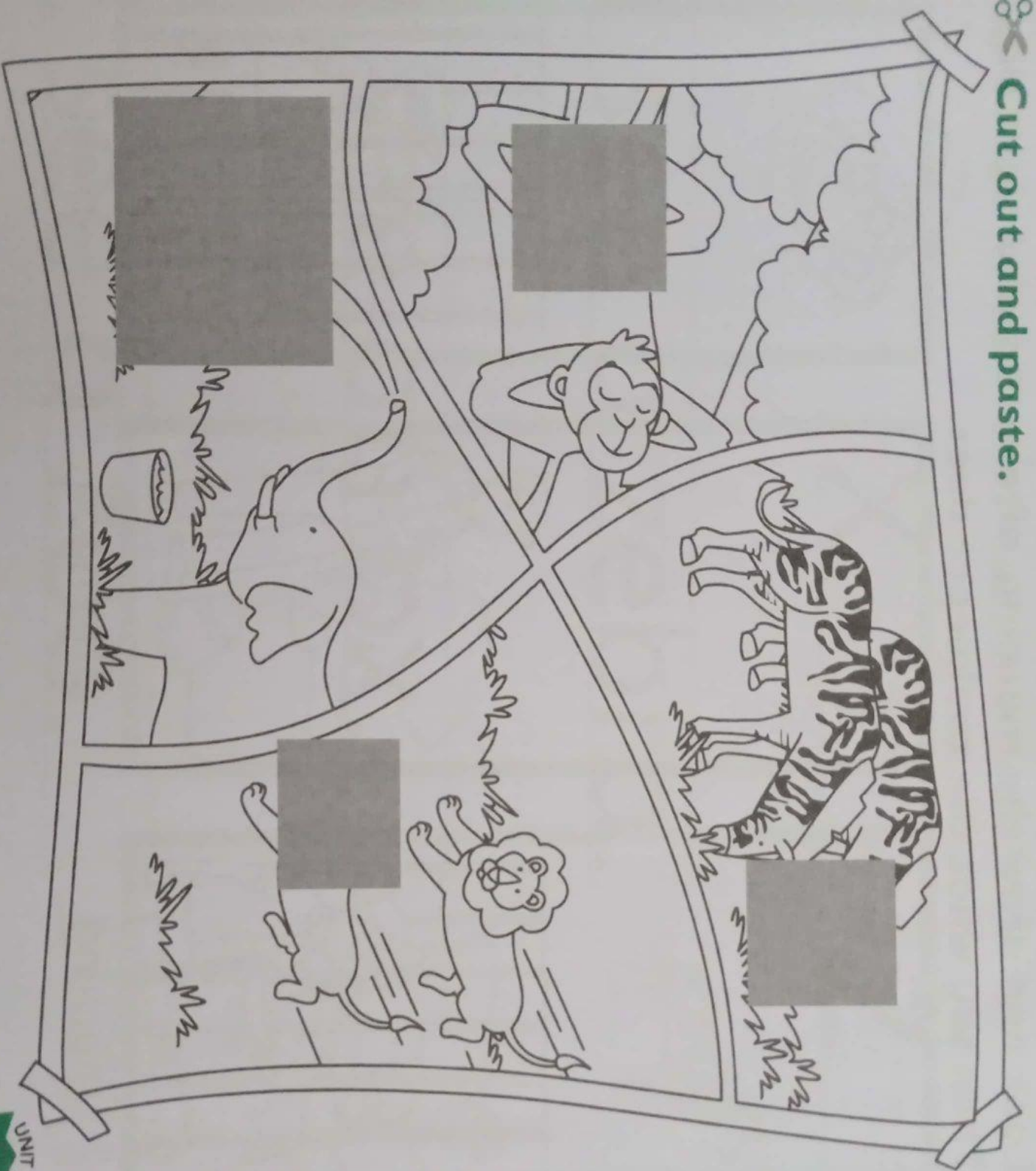
What is wrong? Find and circle.




Look and match.



Cut out and paste.




Vocabulary Practice: monkeys, zebras, elephants, lions; sleeping, eating, playing, running



Look and draw the morning, afternoon, and night.

Then say what the zookeeper does.



morning



afternoon



night



Trace and write. Trace, read, and circle.



X X Z Z

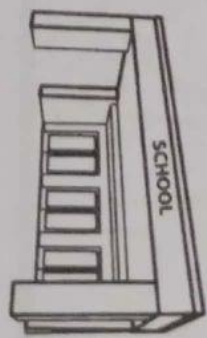
I see a zebra.



I see an ox.






I see a zoo.



Pre-reading and Pre-writing Practice: Xx, Zz; simple sentences





How do you and your friends
work as a team?



Look and listen. Draw what they see at the zoo.

At the Zoo



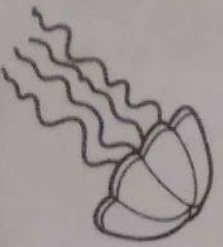

What do they see at the zoo?



Connect the dots in number order. Name the animals.



Circle the animals and plants that live underwater.
Then draw more animals and plants and color.



Amazing: Science Connection: jellyfish, fish, coral, octopus







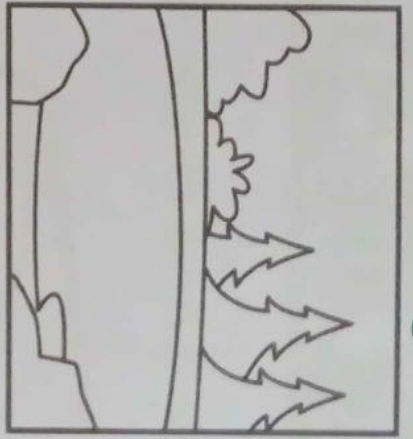
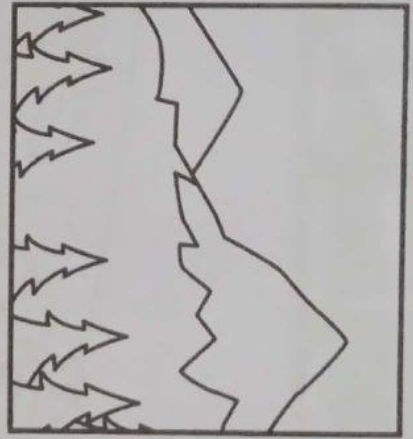

ANIMALS






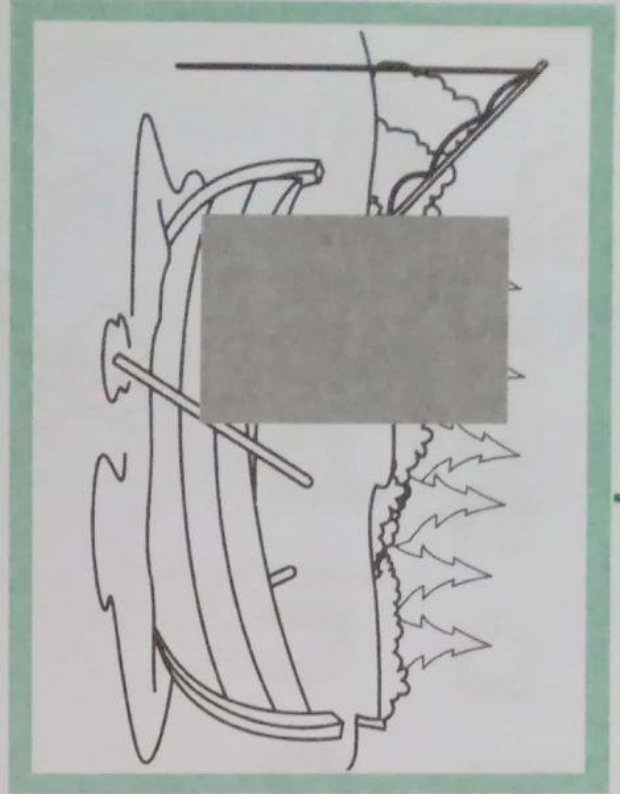
What is wrong? Find and circle.



Where do you want to go? Circle. Then draw yourself in that place.



✂ Cut out and paste.



Vocabulary Practice: fishing, camping, hiking, jogging, lake, stream, mountains, beach

UNIT 8
73




Trace, read, and match.

1 — first


2 — then

3 — last




Trace and read. Look and number.



1. I see a big
bird in a boat.





2. I see a big
bear in a tent.



Is he sharing? Look and draw a happy or a sad face.
Then draw yourself and complete the face.




What about you?



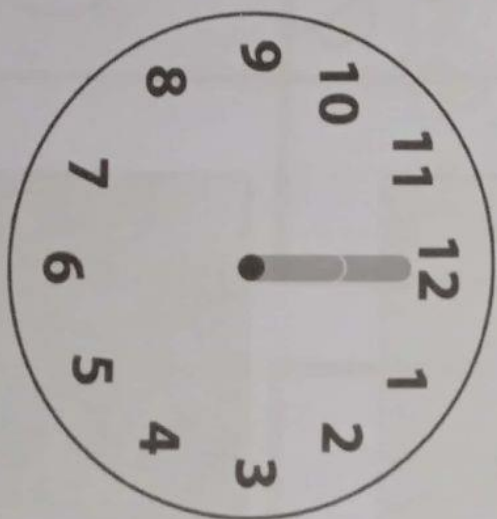



Look and listen. Color the animals that they see.

Camping



Story Sequence: Camping

Color the sky and write the time.



7 o'clock

12 o'clock


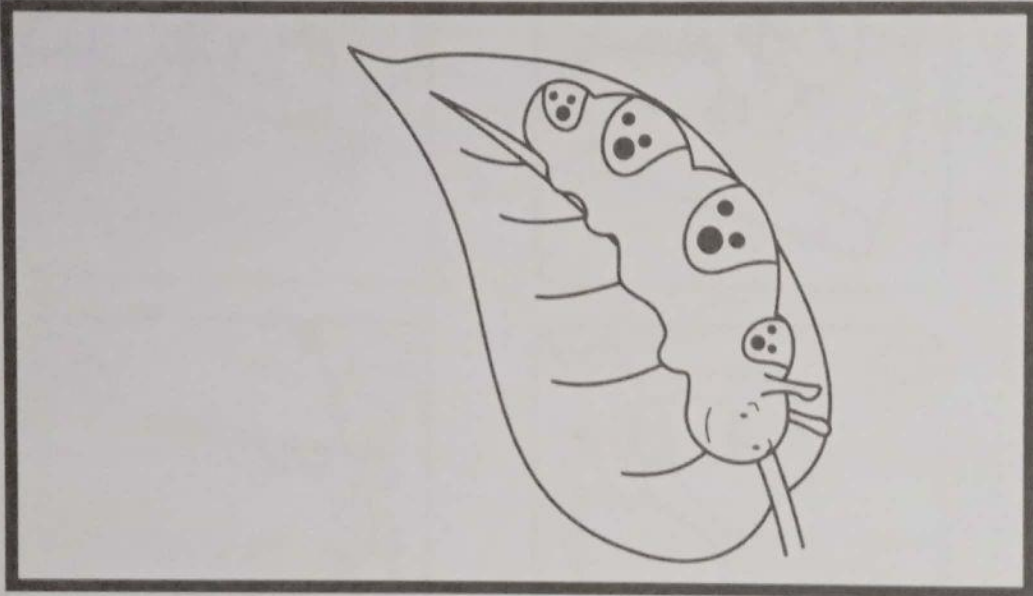

8 o'clock

Trace, read, and color. Draw.

first

then


last



Amazing: Science Connection: caterpillar, cocoon, butterfly

PLACES

Draw yourself on vacation doing your favorite activity.




80







Personal Response



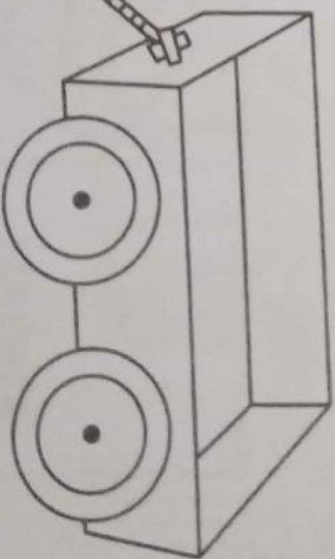
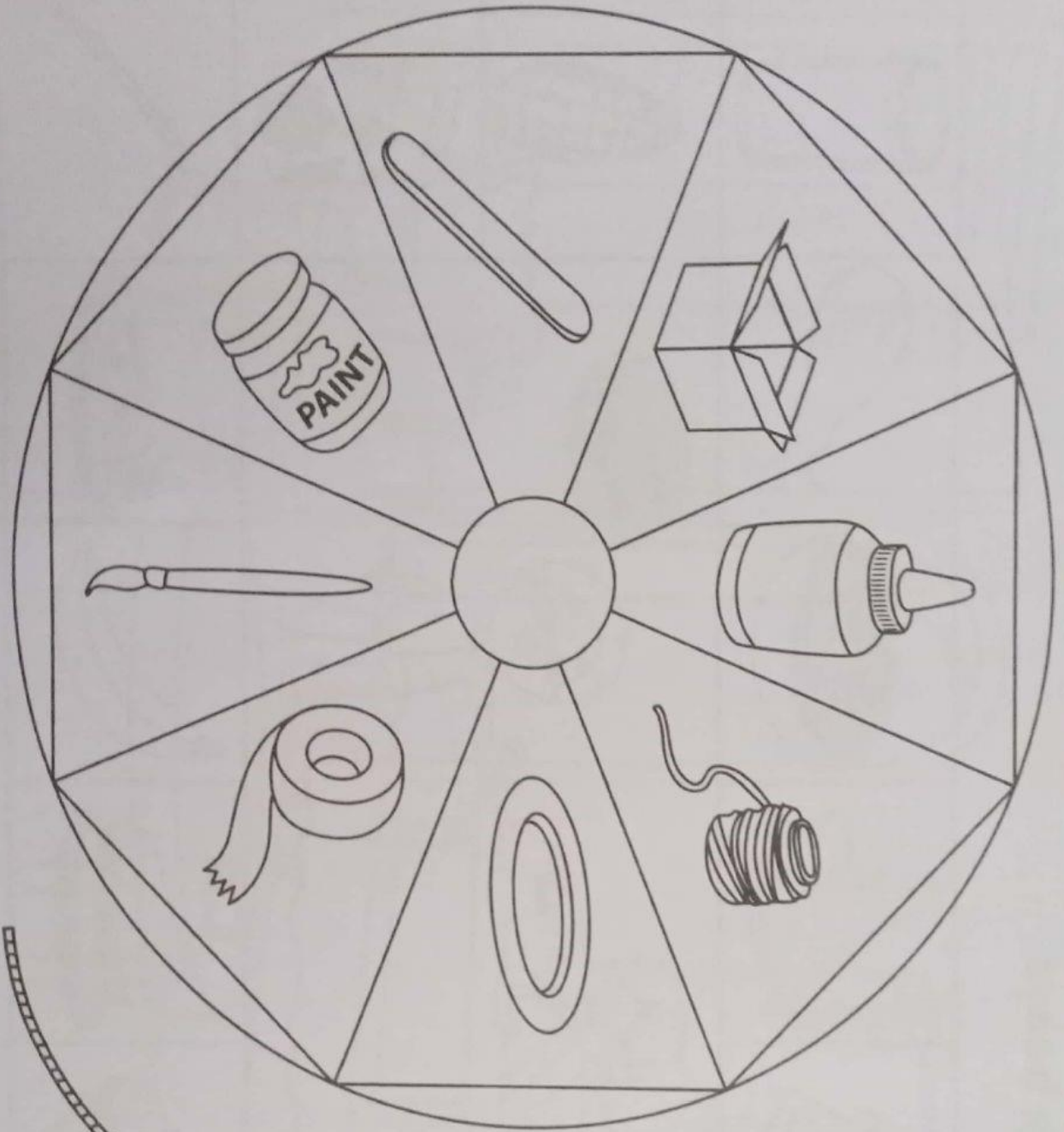
Unit 2: Are you OK? Spin a crayon and say.



Unit 3: Name the places in the house. What are the boy and his cat doing?



Unit 4: Do you need...? Spin a crayon and say.



Unit 4: Recycle Assessment




Unit 5: Play the Restaurant Game. Ask politely for the items on the game board.



START					
-------	--	--	--	--	--

May I have _____, please.

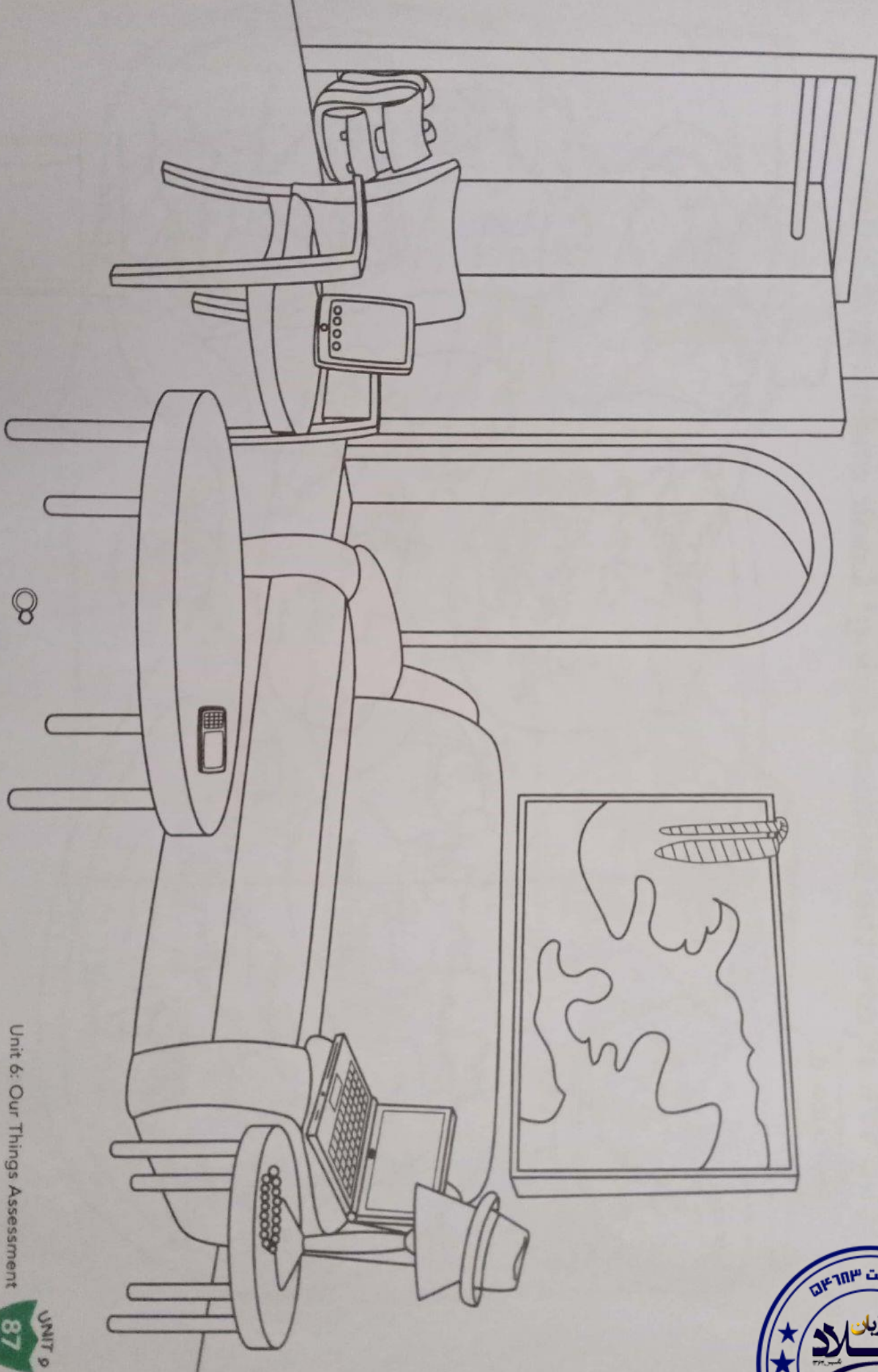


Yes, of course.


FINISH					
--------	--	--	--	--	--

--	--


Unit 6: Where is the... ? Circle and say.



Unit 7: Draw your path through the zoo. What do you see? What are the animals doing? Look and say.



Unit 8: Where do you want to go? What can you do there?
Point and say.



NEW BIG FUN Workbook 3 Audio CD

- Track Activity**
- 1 Copyright information
 - 2 "Big Fun Theme Song"

Little Books

- 3 Unit 1 Who Is She?
- 4 Unit 2 Are You OK?
- 5 Unit 3 Where Is Meg?
- 6 Unit 4 We Need Books!
- 7 Unit 5 Lunch with Grandma
- 8 Unit 6 At the Store
- 9 Unit 7 At the Zoo
- 10 Unit 8 Camping

Songs and Chants

Unit 1: At School

- 11 "Good Morning Song"
- 12 "How Many Days?"
- 13 "Let's Have Fun"
- 14 "We Have Finished Chant"
- 15 "Good-bye Song"
- 16 Target Song "People at School"
- 17 "Values Are Important" (Part 1)
- 18 "Counting to 19 Chant"
- 19 "Amazing Nature"

Unit 2: Feelings

- 20 Target Song "My Feelings"
- 21 "Feelings Song"
- 22 "Let's Wiggle!"
- 23 "Twenties Family Chant"
- 24 "Shape Song"

Unit 3: Home

- 25 Target Song "My House"
- 26 "Let's Make Letters!"
- 27 "Thirties Family Chant"
- 28 "Spider Web Song"

Unit 4: Recycle

- 29 "Months of the Year"
- 30 Target Song "Recycling"
- 31 "Forties Family Chant"
- 32 "Seeds Can Travel"

Unit 5: Eating Out

- 33 "At the Restaurant"
- 34 Target Song "Eating Out"
- 35 "Values Are Important" (Part 2)

Unit 6: Our Things

- 36 "Five Fingers"
- 37 Target Song "My Things"
- 38 "My Crayon Box"
- 39 "Amazing Peacock"

Unit 7: Animals

- 40 Target Song "Animals Everywhere"
- 41 "Values Are Important" (Part 3)
- 42 "I Can Count by Tens"



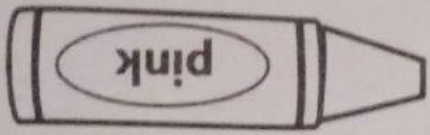
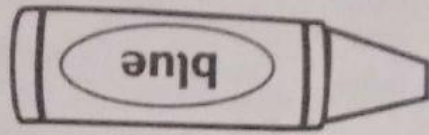



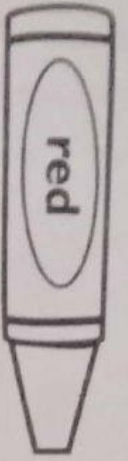
Unit 8: Places

- 43 Target Song "Places"
- 44 "Weather Song"
- 45 "Caterpillars and Butterflies"

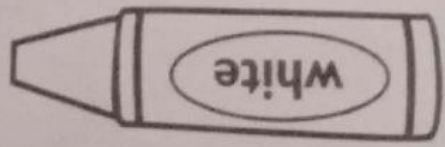
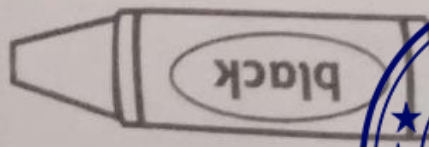
Unit 9: Show Time!

- 46 "Show Time"





has finished New Big Fun Workbook 3!







NEW BIG FUN

3

WORKBOOK

**Share in your students' success.
Watch them enjoy learning
English and new skills.**

New Big Fun prepares students for a natural and positive experience with language:

- **Communication:** because young children like to express their interests and ideas
- **CLIL:** because young children are learning English and so much more
- **21st Century Skills:** because young children need to be prepared for the world that awaits them
- **Assessment for Learning:** because awareness and confidence lead to success.



www.miladcollege.com



ISBN 978-1-292-26575-9



Visit us at www.english.com/bigfun